



# Llano County Budget Fiscal Year 2024-2025

Adopted September 9, 2024





# Llano County Adopted Budget Fiscal Year 2024-2025

## TABLE OF CONTENTS

<b>Adopted Budget Vote Record</b>	<b>Page 1</b>
<b>Budget Certificate</b>	<b>Page 2</b>
<b>Tax Rate Order</b>	<b>Page 3</b>
<b>Projected Budget Cash Flow</b>	<b>Page 4</b>
<b>Debt Service Requirements</b>	<b>Page 5</b>
<b>Statement of Indebtedness</b>	<b>Page 6</b>
<b>Capital Expenditures</b>	<b>Page 7</b>
<b>Budget - Summary</b>	<b>Pages 8-9</b>
<b>Budget - Detail</b>	<b>Pages 10-41</b>
<b>Maintenance &amp; Operations:</b>	
010 - GENERAL FUND	<b>Page 10 -26</b>
015 - ROAD & BRIDGE FUND	<b>Pages 27</b>
<b>Debt Service:</b>	
060 - DEBT SERVICE FUND	<b>Page 28</b>
<b>Other Funds:</b>	
020 - LIBRARY FUND	<b>Page 29</b>
025 - INDIGENT HEALTH FUND	<b>Page 30</b>
055 - ARPA FUND	<b>Page 30</b>
056 - OPIOD SETTLEMENT FUND	<b>Page 30</b>
092 - CHILD ADVOCACY FUND	<b>Page 31</b>
093 - COMMUNITY CLEANUP FUND	<b>Page 31</b>

**Capital Projects:**

069 - 2023 TAX NOTE FUND

071 - 2021 TAX NOTE FUND

**Page 32**

**Page 32**

**Special Revenue Funds:**

005 - HOTEL OCCUPANCY TAX FUND

008 - LCSO STATE SEIZURE FUND

009 - LCSO FEDERAL SEIZURE FUND

023 - COUNTY CLERK TRAINING FUND

024 - GUARDIANSHIP FUND

027 - COURT REPORTER SERVICE FUND

028 - LANGUAGE ACCESS FUND

029 - PRETRIAL INTERVENTION FUND

030 - LAW LIBRARY FUND

031 - PROBATE TRAINING FUND

032 - COURTHOUSE SECURITY FUND

033 - JUSTICE COURT SECURITY FUND

034 - COURT FACILITY FUND

035 - CC & DC TECHNOLOGY FUND

036 - JC TECHNOLOGY FUND

038 - ELECTIONS CHAPTER 19 FUND

039 - SHERIFF LEOSE FUND

040 - CONSTABLE #1 LEOSE

041 - CONSTABLE #2 LEOSE

042 - CONSTABLE #3 LEOSE

043 - CONSTABLE #4 LEOSE

044 - COUNTY RECORDS MANAGEMENT FUND

045 - CC RECORDS MANAGEMENT FUND

046 - CC ARCHIVE FUND

047 - DC RECORDS MANAGEMENT FUND

048 - DC ARCHIVE FUND

053 - RURAL PROSECUTORS GRANT FUND

054 - RURAL SHERIFF GRANT FUND

**Page 33**

**Page 33**

**Page 33**

**Page 33**

**Page 34**

**Page 34**

**Page 34**

**Page 35**

**Page 35**

**Page 35**

**Page 36**

**Page 36**

**Page 37**

**Page 37**

**Page 37**

**Page 38**

**Page 38**

**Page 38**

**Page 38**

**Page 39**

**Page 39**

**Page 39**

**Page 40**

**Page 40**

**Page 40**

**Page 40**

**Page 41**

**Page 41**

**Salary Schedule**

**Page 42**

**Salary Schedule - Sheriff Office**

**Page 43**

**Tax Calculation Worksheet**

**Page 45-53**



# Llano County

## Fiscal Year 2024-2025

### September 9, 2024

This budget will raise more revenue from property taxes than last year's budget by an amount of \$1,380,458.00, which is a 7.24 percent increase from last year's budget. The property tax revenue to be raised from new property added to the tax roll this year is \$922,234.00.

The members of the governing body voted on the budget as follows:

For: Ron Cunningham, County Judge  
Peter Jones, County Commissioner PCT 1  
Linda Raschke, County Commissioner PCT 2  
Mike Sandoval, County Commissioner PCT 3  
Jerry Don Moss, County Commissioner PCT 4

Against:

Absent:

### Property Tax Rate Comparison

	<b>2024-2025</b>	<b>2023-2024</b>
Property Tax Rate:	\$0.25012/100	\$0.26621/100
No-New-Revenue Tax Rate:	\$0.24445/100	\$0.24029/100
No-New-Revenue Maintenance & Operations Tax Rate:	\$0.22916/100	\$0.22216/100
Voter-Approval Tax Rate:	\$0.25512/100	\$0.26859/100
Debt Rate:	\$0.01794/100	\$0.01884/100


Total debt obligation for Llano County secured by property taxes: \$1,536,074.73.

# BUDGET CERTIFICATE

Budget of Llano County, Texas  
Budget Year from **October 1, 2024 to September 30, 2025**

LLANO TEXAS


We, Ron Cunningham, County Judge; Cecilia McClintock, Interim County Clerk; and Kelly Eckhardt, County Auditor; of Llano County, Texas, do hereby certify that the attached budget is a true and correct copy of the budget of Llano County, Texas as passed and approved by the Commissioners' Court of said county on the 9<sup>th</sup> day of September 2024, as the same appears on file in the office of the County Clerk of said county.


  
\_\_\_\_\_  
Ron Cunningham, County Judge

  
\_\_\_\_\_  
Kelly Eckhardt, County Auditor

  
\_\_\_\_\_  
Cecilia McClintock, Interim County Clerk

Subscribed and Sworn to before me the undersigned authority,  
this the 9<sup>th</sup> day of September, 2024.

  
\_\_\_\_\_  
Jennifer Buchanan, Notary Public, Llano County, Texas



**LLANO COUNTY  
ORDER LEVYING A TAX RATE  
FOR TAX YEAR 2025**

**THE STATE OF TEXAS;  
COUNTY OF LLANO;**

On this the 9th day of September, 2024, following the adoption of the Annual Budget, the Commissioners Court of Llano County, Texas convened in regular session at the regular meeting place thereof. And at said meeting, among other proceedings, the Court did consider the following:

**ORDER ADOPTING A TAX RATE FOR TAX YEAR 2024**

**WHEREAS**, Vernon's Texas Codes Annotated (V.T.C.A.) Tax Code 26.05 provides that the Llano County Commissioners Court shall adopt the tax rates for the current year; and

**WHEREAS**, these funds are necessary and appropriate for the funding of the 2024-2025 Llano County Budget, and

**WHEREAS**, said budget has been heretofore regularly adopted by the Commissioners Court of Llano County, and the Llano County Commissioners Court has complied with all the requirements set forth in the Tax Code; NOW


**THEREFORE, BE IT ORDERED** that the Commissioners Court of Llano County hereby adopts the following rate on each \$100.00 worth of property located within the County of Llano, made taxable by law, for the tax year 2025:


General Fund	.20518
Road & Bridge Fund	.02700
Total M&O	.23218
Debt Service Fund	.01794
TOTAL TAX RATE	.25012

**THIS TAX RATE WILL RAISE MORE TAXES FOR MAINTENANCE AND OPERATIONS THAN LAST YEAR'S TAX RATE.**


**THE TAX RATE WILL EFFECTIVELY BE RAISED BY 9.15 PERCENT AND WILL RAISE TAXES FOR MAINTENANCE AND OPERATIONS ON A \$100,000 HOME BY APPROXIMATELY \$20.96.**

IT IS THEREFORE ORDERED BY THE COMMISSIONERS' COURT of Llano County, Texas that the above and foregoing Order levying the taxes for the year 2025 according to the rates and schedule herein above set out, be entered upon the Minutes of the Commissioners Court of Llano County, Texas


  
Ron Cunningham, County Judge


  
Peter Jones, Commissioner Pct. #1

  
Linda Raschke, Commissioner Pct. #2

  
Mike Sandoval, Commissioner Pct #3

ATTEST:

  
Jerry Don Moss, Commissioner Pct #4

  
Cecilia McClintock, County Clerk



**Llano County Budget - Projected Cash Flow**  
**Fiscal Year 2024-2025**  
**Tax Rate .25012**

DESCRIPTION	9/30/2024 PROJECTED CASH BALANCE	FY 25 REVENUES	FY 25 EXPENDITURES	9/30/2025 PROJECTED CASH BALANCE
<b>Maintenance &amp; Operations:</b>				
General Fund	\$11,500,000.00	\$19,037,471.00	\$23,409,465.00	\$7,128,006.00
Road & Bridge Fund	\$1,400,000.00	\$3,010,857.00	\$3,076,593.00	\$1,334,264.00
<b>Debt Service:</b>				
Debt Service Fund	\$250,000.00	\$1,489,000.00	\$1,536,300.00	\$202,700.00
<b>Other Funds:</b>				
Library Fund	\$55,000.00	\$733,200.00	\$744,552.00	\$43,648.00
Indigent Health Care Fund	\$650,000.00	\$1,033,000.00	\$1,187,215.00	\$495,785.00
ARPA Fund	\$1,700,000.00	\$50,000.00	\$1,668,517.00	\$81,483.00
Opioid Fund	\$33,000.00	\$3,000.00	\$8,800.00	\$27,200.00
LC Child Advocacy Fund	\$390,000.00	\$0.00	\$200,000.00	\$190,000.00
CCE Fund	\$45,000.00	\$43,000.00	\$43,000.00	\$45,000.00
<b>Capital Projects:</b>				
2023 Tax Notes	\$3,250,000.00	\$125,000.00	\$3,025,000.00	\$350,000.00
2021 Tax Notes	\$2,500,000.00	\$150,000.00	\$2,554,000.00	\$96,000.00
<b>Special Revenue Funds:</b>				
Hotel Occupancy Fund	\$625,000.00	\$450,000.00	\$523,000.00	\$552,000.00
LCSO State Seizure Fund	\$2,700.00	\$100.00	\$2,500.00	\$300.00
LCSO Federal Seizure Fund	\$3,700.00	\$0.00	\$3,500.00	\$200.00
CC Training Fund	\$12,750.00	\$500.00	\$1,600.00	\$11,650.00
Guardianship Fund	\$54,000.00	\$4,000.00	\$45,000.00	\$13,000.00
Court Reporter Service Fund	\$9,500.00	\$8,000.00	\$10,000.00	\$7,500.00
Language Access Fund	\$5,000.00	\$2,000.00	\$4,000.00	\$3,000.00
Pretrial Intervention Fund	\$63,000.00	\$7,000.00	\$14,500.00	\$55,500.00
Law Library Fund	\$45,000.00	\$12,000.00	\$12,500.00	\$44,500.00
Probate Training Fund	\$4,700.00	\$750.00	\$4,000.00	\$1,450.00
Courthouse Security Fund	\$90,000.00	\$14,000.00	\$90,000.00	\$14,000.00
JC Building Security Fund	\$18,000.00	\$800.00	\$10,000.00	\$8,800.00
Court Facility Fund	\$21,000.00	\$7,500.00	\$15,000.00	\$13,500.00
CC/DC Technology Fund	\$3,500.00	\$400.00	\$3,000.00	\$900.00
JC Technology Fund	\$14,500.00	\$3,700.00	\$10,000.00	\$8,200.00
Elections Chapter 19 Fund	\$330.00	\$0.00	\$0.00	\$330.00
Sheriff LEOSE Fund	\$2,500.00	\$6,000.00	\$6,000.00	\$2,500.00
Constable PCT#1 LEOSE Fund	\$8,000.00	\$800.00	\$8,000.00	\$800.00
Constable PCT#2 LEOSE Fund	\$2,500.00	\$800.00	\$2,500.00	\$800.00
Constable PCT#3 LEOSE Fund	\$3,300.00	\$800.00	\$3,300.00	\$800.00
Constable PCT#4 LEOSE Fund	\$6,000.00	\$800.00	\$6,000.00	\$800.00
County Records Management Fund	\$25,000.00	\$4,000.00	\$15,000.00	\$14,000.00
CC Records Management Fund	\$210,000.00	\$60,000.00	\$40,000.00	\$230,000.00
CC Archive Fund	\$225,000.00	\$70,000.00	\$100,000.00	\$195,000.00
DC Records Management Fund	\$26,000.00	\$6,000.00	\$23,000.00	\$9,000.00
DC Records Technology Fund	\$18,000.00	\$0.00	\$18,000.00	\$0.00
Rural Prosecutors Grant Fund	\$0.00	\$180,000.00	\$180,000.00	\$0.00
Rural Sheriff Grant Fund	\$0.00	\$363,135.00	\$363,135.00	\$0.00



## Debt Service Requirements Fiscal Year 2024-2025

	<u>Principal</u>	<u>Interest</u>	<u>Other</u>	<u>Total</u>
Tax Notes Series 2019	605,000.00	14,437.13	-	619,437.13
Tax Notes Series 2021	525,000.00	34,576.35	400.00	559,976.35
Tax Notes Series 2023	205,000.00	150,861.25	800.00	356,661.25
	1,335,000.00	199,874.73	1,200.00	1,536,074.73





**Statement of Indebtedness  
Tax Notes  
As of October 1, 2024**

<u>Classification</u>	<u>Date of Maturity</u>	<u>Interest Rate</u>	<u>Amount Issued</u>	<u>Amount Retired</u>	<u>Outstanding Principal</u>
Series 2019 Tax Notes	2/1/2026	1.5650%	4,000,000.00	2,775,000.00	1,225,000.00
Series 2021 Tax Notes	2/1/2028	1.0551%	5,000,000.00	1,585,000.00	3,415,000.00
Series 2023 Tax Notes	2/1/2030	4.0595%	4,000,000.00	200,000.00	3,800,000.00

<b><u>Total Indebtedness (principal only)</u></b>	<b><u>8,440,000.00</u></b>
---	----------------------------



## Fiscal Year 2024-2025 CAPITAL EXPENDITURES

DEPARTMENT	EQUIPMENT	AMOUNT
Building and Maintenance	Manlift	\$139,000
	New Vehicle	60,000
	Jail Washer & Dryer	20,000
Constable PCT 1	New Vehicle	\$ 68,000
Constable PCT 3	New Vehicle	\$ 68,000
Constable PCT 4	In Car Camera System	\$ 5,500
Sheriff	Pursuit Vehicles (4)	\$311,694
	Sheriff Tahoe	65,000
	Handheld Radios (6)	39,000
	In Car Cameras & Body Worn Cameras	142,376
	Upfitting for 3 Pursuit Vehicles	58,560
Dispatch	Handheld Radios (2)	\$ 13,000
		\$984,630 =====



## Llano County Adopted Budget - Summary Fiscal Year 2024-2025

Fund	2022-2023 Total Activity	2023-2024 Total Budget	2023-2024 Total Activity	2024-2025 Total Budget
<b>Maintenance &amp; Operations:</b>				
010 - GENERAL FUND	1,340,460.61	-3,464,546.00	2,514,029.15	-4,371,994.00
015 - ROAD & BRIDGE FUND	44,625.72	-159,423.00	496,802.78	-65,736.00
<b>Debt Service:</b>				
060 - DEBT SERVICE FUND	250,046.32	-157,514.00	-140,015.81	-47,300.00
<b>Other Funds:</b>				
020 - LIBRARY FUND	0.20	36,841.00	19,560.31	-11,352.00
025 - INDIGENT HEALTH FUND	75,590.60	-4,275.00	-43,039.38	-154,215.00
055 - ARPA FUND	0.00	-3,347,328.00	-1,786,597.86	-1,618,517.00
056 - OPIOD SETTLEMENT FUND	26,292.34	-8,800.00	6,507.39	-5,800.00
092 - CHILD ADVOCACY FUND	362,939.98	-180,000.00	-98,042.08	-200,000.00
093 - COMMUNITY CLEANUP FUND	59,884.85	-1,000.00	-13,655.03	0.00
<b>Capital Projects:</b>				
069 - 2023 TAX NOTE FUND	3,977,861.46	-3,675,000.00	-626,342.49	-2,900,000.00
071 - 2021 TAX NOTE FUND	-881,678.27	-3,120,000.00	-833,317.47	-2,404,000.00
<b>Special Revenue Funds:</b>				
005 - HOTEL OCCUPANCY TAX FUND	-46,474.85	-170,000.00	-258,534.70	-73,000.00
008 - LCSO STATE SEIZURE FUND	-17,656.37	-950.00	1,729.57	-2,400.00
009 - LCSO FEDERAL SEIZURE FUND	0.00	-3,700.00	0.00	-3,500.00
023 - COUNTY CLERK TRAINING FUND	0.00	0.00	12,851.40	-1,100.00
024 - GUARDIANSHIP FUND	50,190.02	-44,000.00	4,260.00	-41,000.00
027 - COURT REPORTER SERVICE FUND	11,706.53	-2,500.00	-1,923.36	-2,000.00
028 - LANGUAGE ACCESS FUND	3,962.96	-2,200.00	1,632.00	-2,000.00
029 - PRETRIAL INTERVENTION FUND	56,540.62	-10,720.00	7,050.00	-7,500.00
030 - LAW LIBRARY FUND	9,703.00	2,650.00	5,582.00	-500.00
031 - PROBATE TRAINING FUND	7,764.06	-6,250.00	-2,965.24	-3,250.00
032 - COURTHOUSE SECURITY FUND	104,404.36	-62,400.00	-9,739.09	-76,000.00
033 - JUSTICE COURT SECURITY FUND	27,377.00	-9,500.00	-9,016.67	-9,200.00
034 - COURT FACILITY FUND	15,756.40	-7,500.00	7,080.00	-7,500.00
035 - CC & DC TECHNOLOGY FUND	3,519.64	-2,650.00	335.61	-2,600.00
036 - JC TECHNOLOGY FUND	12,141.92	-6,000.00	3,080.55	-6,300.00
038 - ELECTIONS CHAPTER 19 FUND	339.25	700.00	0.00	0.00
039 - SHERIFF LEOSE FUND	0.12	0.00	3,902.37	0.00
040 - CONSTABLE PCT#1 LEOSE FUND	7,284.44	-525.00	1,122.18	-7,200.00
041 - CONSTABLE #2 LEOSE	1,219.46	-525.00	1,437.18	-1,700.00
042 - CONSTABLE #3 LEOSE	1,867.04	-325.00	1,437.18	-2,500.00

Fund	2022-2023	2023-2024	2023-2024	2024-2025
	Total Activity	Total Budget	Total Activity	Total Budget
043 - CONSTABLE#4	4,704.45	-25.00	1,437.18	-5,200.00
044 - COUNTY RECORDS MANAGEMENT FUND	23,794.06	-17,500.00	1,719.65	-11,000.00
045 - CC RECORDS MANAGEMENT FUND	198,150.95	18,800.00	31,206.90	20,000.00
046 - CC ARCHIVE FUND	243,420.95	20,000.00	13,233.25	-30,000.00
047 - DC RECORDS MANAGEMENT FUND	20,508.26	-13,400.00	7,303.97	-17,000.00
048 - DC ARCHIVE FUND	18,259.56	-17,500.00	0.00	-18,000.00
053 - RURAL PROSECUTORS GRANT FUND	0.00	-45.00	53,795.11	-1,000.00
054 - RURAL SHERIFF GRANT FUND	0.00	60.00	58,667.97	-4,635.00
<b>Report Surplus (Deficit):</b>	<b>4,638,524.71</b>	<b>-14,642,550.00</b>	<b>-718,694.14</b>	<b>-12,094,899.00</b>



## Llano County Adopted Budget - Detail Fiscal Year 2024-2025

### MAINTENANCE & OPERATIONS:

#### Fund: 010 - GENERAL FUND

Fund		2022-2023 Total Activity	2023-2024 Total Budget	2023-2024 Total Activity	2024-2025 Total Budget
	<b>Revenue</b>				
010-310-3101	CURRENT PROPERTY TAX REVENUE	13,672,457.32	15,717,032.00	15,665,626.80	16,743,850.00
010-310-3102	DELINQUENT PROPERTY TAX REV	62,937.95	70,000.00	84,840.77	75,000.00
010-310-3103	PENALTY & INTEREST ON TAXES	124,684.90	90,000.00	126,223.43	95,000.00
010-320-3201	STATE MIXED DRINK TAX REVENUE	188,576.57	100,000.00	191,161.71	125,000.00
010-320-3202	STATE JUDICIAL SALARY SUPP	31,714.43	25,200.00	25,200.00	25,200.00
010-320-3203	STATE SUPPLEMENT CNTY ATTY	24,533.00	24,833.00	1,380.00	24,833.00
010-320-3204	ST HEALTH SRV MHD	41,902.41	53,088.00	40,843.50	53,088.00
010-320-3205	TOBACCO SETTLEMENT REVENUE	15,001.06	10,000.00	10,916.48	10,000.00
010-320-3206	STATE INDIGENT DEFENSE GRANT	23,583.00	20,000.00	0.00	20,000.00
010-320-3213	CHAPTER 19 FUNDS	0.00	0.00	375.00	0.00
010-320-3220	CAPCOG CSEC EQUIP REIMBURSEMNT	1,060,865.00	187,000.00	1,000.00	135,000.00
010-320-3221	CAPCOG 911 REIMBURSEMENTS	71,776.12	71,000.00	95,778.26	70,000.00
010-340-3401	STATE TRUST ADMINISTRATIVE FEE	20,407.48	12,000.00	11,272.06	10,000.00
010-340-3402	CONSTABLE FEES	15,283.99	11,000.00	12,494.01	11,000.00
010-340-3403	JURY FEES	22.00	0.00	44.00	0.00
010-340-3404	COUNTY ARREST FEES	4,768.01	3,000.00	3,607.40	3,000.00
010-340-3405	COUNTY WARRANT FEES	1,091.91	3,000.00	932.34	1,000.00
010-340-3406	CHILD SAFETY SEAT	132.20	0.00	107.80	0.00
010-340-3407	TRAFFIC	1,761.71	1,000.00	1,699.90	1,000.00
010-340-3408	CIVIL FEES	46,110.40	25,000.00	28,502.35	25,000.00
010-340-3410	COURTHOUSE SECURITY	388.35	0.00	889.76	0.00
010-340-3411	COUNTY RECORDS PRESERVATION	979.39	0.00	1,001.69	0.00
010-340-3412	CMI	1.00	0.00	0.00	0.00
010-340-3413	FAMILY PROTECTION FEE	84.00	100.00	0.00	0.00
010-340-3414	COURT APPOINTED ATTORNEY FEES	14,066.47	8,000.00	12,603.39	10,000.00
010-340-3415	TP-TIME PAYMENT GENERAL	1,672.70	0.00	1,813.12	500.00
010-340-3416	OM/CO COUNTY PORTION	2,945.84	1,500.00	2,660.00	500.00
010-340-3430	COUNTY ATTORNEY FEES	555.35	1,000.00	602.70	1,000.00
010-340-3431	GAMRROOM PERMITS	3,000.00	0.00	3,000.00	0.00
010-340-3432	SANITATION FEES	28,820.00	25,000.00	27,415.00	25,000.00
010-340-3433	DEVELOPMENT PERMIT FEES	13,130.00	10,000.00	10,945.00	10,000.00
010-340-3434	PLAT/REPLAT FEES	4,240.00	3,500.00	2,950.00	3,000.00
010-340-3440	COUNTY CLERK FEES	179,169.99	175,000.00	146,790.91	150,000.00
010-340-3441	BIRTH & DEATH FEES	5,761.00	5,000.00	4,318.96	2,500.00
010-340-3444	MOTOR VEHICLE FEES	77,595.65	60,000.00	67,279.29	70,000.00
010-340-3445	TAX COLLECTOR HOT CHECK FEES	558.58	500.00	465.75	500.00
010-340-3446	TAX COLLECTOR FEES AG PROTEST	1,849.35	2,000.00	5,064.80	5,000.00

Fund		2022-2023	2023-2024	2023-2024	2024-2025
		Total Activity	Total Budget	Total Activity	Total Budget
010-340-3447	TAX COLLECTOR FEE CERTIFICATES	11,845.00	10,000.00	10,770.00	10,000.00
010-340-3448	TAX COLLECTOR FEE ALCOHOL PERMITS	8,650.00	15,000.00	18,160.00	15,000.00
010-340-3449	TAX COLLECTORE FEE TITLES	17,990.50	15,000.00	14,669.50	12,000.00
010-340-3450	TAX COLLECTION FEE - LISD	18,000.00	18,000.00	24,000.00	20,000.00
010-340-3451	TAX COLLECTION FEE-KMUD	3,300.00	1,600.00	3,300.00	1,600.00
010-340-3452	TAX COLLECTIONS PIDS	1,210.00	1,000.00	3,860.00	1,200.00
010-340-3453	TAX COLL FEES-OTHER	3,310.00	3,300.00	5,470.00	4,000.00
010-340-3454	TAX COLL FEE-RD DISTRICT	25.00	25.00	25.00	0.00
010-340-3455	TAX COLL FEES-ESD#1	4,580.00	4,500.00	5,000.00	5,000.00
010-340-3456	TAX COLL FEES- HSB	6,322.50	6,500.00	8,535.00	8,000.00
010-340-3457	TAX COLLECTION FEE LLANO	2,000.00	1,500.00	2,000.00	2,000.00
010-340-3460	SHERIFF FEES	32,264.74	25,000.00	25,728.07	25,000.00
010-340-3461	DISPATCH FEES CITY OF LLANO	52,995.00	35,000.00	48,750.00	35,000.00
010-340-3463	RADIO COMMUNICATION SRVC FEES	6,900.00	7,000.00	8,251.00	4,500.00
010-340-3470	DISTRICT CLERK FEES	20,507.99	20,000.00	19,646.84	20,000.00
010-340-3471	FAX FILING FEES - DIST. CLERK	0.00	200.00	0.00	0.00
010-340-3480	JUSTICE COURT FEES	23,312.27	20,000.00	20,291.73	20,000.00
010-340-3490	ELECTION FEES	21,816.53	20,000.00	30,955.09	20,000.00
010-350-3540	COUNTY COURT FINES	30,051.61	30,000.00	27,033.93	30,000.00
010-350-3542	BOND FORFEITURES COUNTY COURT	43,749.00	5,000.00	584.00	0.00
010-350-3570	DISTRICT COURT FINES	28,618.14	25,000.00	30,486.88	30,000.00
010-350-3580	JUSTICE COURT FINES	121,273.30	100,000.00	113,327.91	100,000.00
010-360-3610	INTEREST	856,898.61	650,000.00	928,445.87	750,000.00
010-360-3617	INTEREST	89.11	300.00	0.00	0.00
010-360-3620	MISC REVENUE	36,498.12	15,000.00	72,522.27	60,000.00
010-360-3630	LEASE PROCEEDS	15,136.20	15,000.00	13,874.85	15,000.00
010-360-3631	COMMUNITY CENTER LEASE	1,200.00	1,200.00	1,200.00	1,200.00
010-360-3639	LEASE PROCEEDS	3,498.28	0.00	0.00	0.00
010-360-3650	SALE OF ASSETS	11,970.00	10,000.00	13,500.00	10,000.00
010-360-3661	INMATE TELEPHONE	21,260.34	15,000.00	12,858.09	12,000.00
010-360-3670	INSURANCE PROCEEDS	434,182.01	0.00	25,897.72	0.00
010-360-3680	REFUNDS AND OVERPAYMENTS	108,861.24	20,000.00	53,054.30	20,000.00
010-360-3691	PROCEEDS FROM RTU LEASED ASSET	88,502.00	0.00	0.00	100,000.00
010-390-0950	TRANS FROM OTHER FUNDS	0.00	0.00	151,234.72	0.00
010-390-4500	TRANS FROM RECORDS MANANGMENT	0.00	1,200.00	0.00	0.00
010-390-5500	TRANS FROM CARES FUND	159,181.18	0.00	0.00	0.00
<b>Revenue Total:</b>		<b>17,938,425.80</b>	<b>17,806,078.00</b>	<b>18,283,238.95</b>	<b>19,037,471.00</b>

Fund	Expense	2022-2023	2023-2024	2023-2024	2024-2025
		Total Activity	Total Budget	Total Activity	Total Budget
		2022-2023 Total Activity	2023-2024 Total Budget	2023-2024 Total Activity	2024-2025 Total Budget
<b>DEPARTMENT: 400 - COUNTY JUDGE</b>					
010-400-1010	ELECTED OFFICIAL SALARY	66,874.92	69,550.00	63,754.13	75,970.00
010-400-1030	HOURLY EMPLOYEE	40,263.79	41,730.00	38,410.34	49,228.00
010-400-1100	VEHICLE ALLOWANCE	0.00	0.00	120.00	720.00
010-400-1110	PHONE ALLOWANCE	1,200.00	1,200.00	980.00	480.00
010-400-1150	COUNTY STIPEND	1,200.00	1,200.00	1,100.00	1,200.00
010-400-1500	STATE SUPPLEMENT	25,200.00	25,200.00	23,100.00	25,200.00
010-400-1600	LONGEVITY	4,450.00	5,400.00	4,950.00	6,900.00
010-400-2010	SOCIAL SECURITY	14,264.49	11,100.00	10,165.05	13,000.00
010-400-2020	GROUP INSURANCE	34,504.80	23,990.00	21,903.42	24,730.00
010-400-2030	RETIREMENT	15,156.02	12,300.00	10,399.63	13,000.00
010-400-2060	TERM LIFE INSURANCE	452.89	300.00	262.32	350.00
010-400-3110	POSTAGE	1,200.09	1,200.00	0.00	300.00
010-400-3250	OPERATING SUPPLIES	8,909.49	3,000.00	1,864.31	4,000.00
010-400-4200	TELEPHONE/INTERNET	0.00	700.00	0.00	700.00
010-400-4300	TRAVEL/TRAINING/MILEAGE	6,309.75	12,117.30	4,081.84	14,000.00
010-400-4400	MILEAGE	252.41	0.00	448.29	0.00
<b>DEPARTMENT: 400 - COUNTY JUDGE Total:</b>		<b>220,238.65</b>	<b>208,987.30</b>	<b>181,539.33</b>	<b>229,778.00</b>
<b>DEPARTMENT: 401 - COUNTY COMMISSIONERS</b>					
010-401-1010	ELECTED OFFICIAL SALARY	246,099.84	255,950.00	234,615.48	279,945.00
010-401-1100	VEHICLE ALLOWANCE	1,800.00	1,800.00	1,650.00	1,800.00
010-401-1110	PHONE ALLOWANCE	2,340.00	2,340.00	2,145.00	2,340.00
010-401-1150	COUNTY STIPEND	30,000.00	30,000.00	27,500.00	58,000.00
010-401-1600	LONGEVITY	27,600.00	32,700.00	29,975.00	38,100.00
010-401-2010	SOCIAL SECURITY	23,318.53	25,000.00	22,299.72	30,000.00
010-401-2020	GROUP INSURANCE	34,755.62	35,850.00	33,079.20	49,460.00
010-401-2030	RETIREMENT	24,136.35	27,500.00	22,547.76	30,000.00
010-401-2060	TERM LIFE INSURANCE	721.23	650.00	569.45	644.00
010-401-3250	OPERATING SUPPLIES	1,203.78	1,600.00	1,064.85	1,600.00
010-401-4410	TRAVEL	4,275.48	4,500.00	2,758.40	4,500.00
010-401-4420	TRAVEL	4,325.95	4,500.00	2,900.89	4,500.00
010-401-4430	TRAVEL	3,457.70	4,500.00	1,010.55	4,500.00
010-401-4440	TRAVEL	2,908.52	2,700.00	2,454.34	2,700.00
010-401-4550	COMPUTER MAINTENANCE	1,600.00	600.00	210.00	630.00
<b>DEPARTMENT: 401 - COUNTY COMMISSIONERS Total:</b>		<b>408,543.00</b>	<b>430,190.00</b>	<b>384,780.64</b>	<b>508,719.00</b>

Fund		2022-2023	2023-2024	2023-2024	2024-2025
		Total Activity	Total Budget	Total Activity	Total Budget
<b>DEPARTMENT: 402 - DEVELOPMENT SERVICES</b>					
010-402-1020	EXEMPT EMPLOYEE	44,404.92	46,181.00	42,332.62	51,543.00
010-402-1030	HOURLY EMPLOYEE	96,447.53	104,290.00	89,613.98	112,970.00
010-402-1110	PHONE ALLOWANCE	480.00	480.00	440.00	480.00
010-402-1600	LONGEVITY	10,200.00	13,500.00	11,875.00	16,200.00
010-402-2010	SOCIAL SECURITY	10,653.71	12,600.00	10,140.04	13,950.00
010-402-2020	GROUP INSURANCE	43,100.61	47,790.00	41,815.62	49,460.00
010-402-2030	RETIREMENT	11,988.39	14,000.00	11,298.97	13,900.00
010-402-2060	TERM LIFE INSURANCE	357.23	330.00	284.40	364.00
010-402-3110	POSTAGE	0.00	2,400.00	1,644.56	2,400.00
010-402-3150	PRINTING EXPENSE	0.00	50.00	0.00	50.00
010-402-3250	OPERATING SUPPLIES	3,936.03	5,168.89	2,526.15	4,000.00
010-402-3300	FUEL	982.70	2,000.00	704.18	2,000.00
010-402-3880	SIGN EXPENSE	2,489.36	3,000.00	2,441.60	3,000.00
010-402-4200	TELEPHONE/INTERNET	493.87	0.00	0.00	0.00
010-402-4300	TRAVEL/TRAINING/MILEAGE	3,521.94	3,845.00	1,885.11	2,500.00
010-402-4400	MILEAGE	58.12	1,000.00	0.00	1,000.00
010-402-4510	VEHICLE MAINTENANCE	1,282.76	1,200.00	199.60	1,200.00
010-402-4520	MAINTENANCE & REPAIR	1,488.89	1,000.00	0.00	1,000.00
010-402-5750	MACHINERY & EQUIPMENT	5,829.59	5,985.00	0.00	0.00
010-402-5760	CAPITAL OUTLAY	0.00	13,001.11	8,723.24	0.00
<b>DEPARTMENT: 402 - DEVELOPMENT SERVICES Total:</b>		<b>237,715.65</b>	<b>277,821.00</b>	<b>225,925.07</b>	<b>276,017.00</b>

<b>DEPARTMENT: 403 - COUNTY CLERK</b>					
010-403-1010	ELECTED OFFICIAL SALARY	59,691.96	62,080.00	41,499.96	65,763.00
010-403-1030	HOURLY EMPLOYEE	133,425.54	142,000.00	128,564.66	151,778.00
010-403-1110	PHONE ALLOWANCE	679.92	680.00	5,626.61	680.00
010-403-1150	COUNTY STIPEND	1,500.00	1,200.00	750.00	1,500.00
010-403-1600	LONGEVITY	18,400.00	23,150.00	10,441.63	15,300.00
010-403-2010	SOCIAL SECURITY	15,969.69	17,450.00	13,942.29	17,950.00
010-403-2020	GROUP INSURANCE	54,391.59	59,740.00	50,608.53	61,825.00
010-403-2030	RETIREMENT	16,920.12	19,400.00	14,637.94	17,900.00
010-403-2060	TERM LIFE INSURANCE	505.03	475.00	368.48	469.00
010-403-3110	POSTAGE	3,636.00	4,000.00	0.00	5,200.00
010-403-3250	OPERATING SUPPLIES	4,078.24	5,000.00	4,930.36	8,600.00
010-403-4030	RECORDS MANAGEMENT	6,828.33	20,000.00	8,279.53	0.00
010-403-4200	TELEPHONE/INTERNET	846.24	0.00	0.00	0.00
010-403-4300	TRAVEL/TRAINING/MILEAGE	2,676.42	3,882.70	2,388.20	4,900.00
010-403-5750	MACHINERY & EQUIPMENT	239.00	0.00	0.00	0.00
<b>DEPARTMENT: 403 - COUNTY CLERK Total:</b>		<b>319,788.08</b>	<b>359,057.70</b>	<b>282,038.19</b>	<b>351,865.00</b>



Fund		2022-2023	2023-2024	2023-2024	2024-2025
		Total Activity	Total Budget	Total Activity	Total Budget
<b>DEPARTMENT: 405 - VETERAN SERVICES</b>					
010-405-1030	HOURLY EMPLOYEE	0.00	0.00	0.00	45,757.00
010-405-1040	HOURLY-PART TIME	0.00	19,656.00	0.00	0.00
010-405-2010	SOCIAL SECURITY	0.00	1,550.00	0.00	3,550.00
010-405-2020	GROUP INSURANCE	0.00	0.00	0.00	12,365.00
010-405-2030	RETIREMENT	0.00	1,700.00	0.00	3,500.00
010-405-2060	TERM LIFE INSURANCE	0.00	50.00	0.00	92.00
010-405-3110	POSTAGE	11.82	150.00	47.26	150.00
010-405-3250	OPERATING SUPPLIES	280.09	600.00	315.48	600.00
010-405-4300	TRAVEL/TRAINING/MILEAGE	1,008.13	2,500.00	758.74	2,500.00
010-405-4400	MILEAGE	212.91	5,000.00	160.80	5,000.00
010-405-4700	PROFESSIONAL SERVICES	6,500.00	6,500.00	6,500.00	6,500.00
<b>DEPARTMENT: 405 - VETERAN SERVICES Total:</b>		<b>8,012.95</b>	<b>37,706.00</b>	<b>7,782.28</b>	<b>80,014.00</b>
<b>DEPARTMENT: 409 - NON-DEPARTMENTAL</b>					
010-409-2020	COUNTY SURVEYOR RENT/MISC INS	12,000.00	12,000.00	11,000.00	12,000.00
010-409-2040	WORKERS COMPENSATION	58,673.12	80,000.00	82,211.00	90,000.00
010-409-2050	UNEMPLOYMENT INSURANCE	7,759.72	25,000.00	8,793.04	25,000.00
010-409-2070	MISC BENEFITS & ADJUSTMENTS	8,359.96	40,000.00	50.00	40,000.00
010-409-3100	CENTRAL SUPPLIES	17,775.99	20,000.00	17,163.82	30,000.00
010-409-3110	POSTAGE	0.00	500.00	0.00	500.00
010-409-4200	TELEPHONE/INTERNET	2,546.16	3,500.00	1,532.72	3,500.00
010-409-4600	EQUIPMENT LEASE	0.00	70,000.00	55,377.12	10,000.00
010-409-4620	PROPERTY RENT/LEASE	18,458.00	30,000.00	32,408.00	10,000.00
010-409-4650	ADVERTISING & LEGAL NOTICES	3,867.00	10,000.00	3,120.50	10,000.00
010-409-4660	AUDIT EXPENSE	34,500.00	46,400.00	41,400.00	50,500.00
010-409-4670	AUTOPSY EXPENSE	152,807.00	110,000.00	165,781.38	175,000.00
010-409-4690	APPRAISAL SERVICE FEE	468,102.00	498,000.00	491,508.75	601,000.00
010-409-4700	PROFESSIONAL SERVICES	298,945.65	450,000.00	76,042.89	450,000.00
010-409-4710	LIABILITY INSURANCE	220,606.00	245,000.00	216,257.00	245,000.00
010-409-4730	PAUPER CARE & BURIAL EXPENSE	8,746.00	10,000.00	5,115.00	10,000.00
010-409-4740	COUNTY WIDE CLEANUP	5,000.00	7,000.00	7,000.00	15,000.00
010-409-4750	COLLECTION EXPENSE	1,767.50	7,000.00	1,524.00	7,000.00
010-409-4780	ENV CONTROL EXP	14,544.00	7,000.00	0.00	17,200.00
010-409-4790	COST OVERRUNS	14,600.00	100,000.00	0.00	100,000.00
010-409-4830	LITIGATION EXPENSES	0.00	300,000.00	237.50	300,000.00
010-409-4850	RABIES/ANIMAL SHELTER FEES	6,459.75	9,000.00	2,755.76	9,000.00
010-409-4860	UNALLOCATED	467.54	43,625.00	3,250.00	215,000.00
010-409-4900	ASSOCIATION DUES	4,764.35	7,500.00	4,792.00	7,500.00
010-409-4930	BONDS EXPENSE	9,345.20	10,000.00	3,492.18	10,000.00
010-409-5000	MISC CONTINGENCY	0.00	300,000.00	9,149.62	200,000.00
010-409-5010	ELECTION CONTINGENCY	0.00	0.00	0.00	100,000.00
010-409-5050	HSB CONTINGENCY	0.00	18,000.00	0.00	18,000.00
010-409-5750	MACHINERY & EQUIPMENT	0.00	3,175.00	3,175.00	0.00
010-409-6000	PRINCIPLE-RIGHT TO USE	57,838.00	0.00	0.00	73,190.00
010-409-6100	LEASE-RIGHT TO USE	88,502.00	0.00	0.00	100,000.00
010-409-6200	INTEREST-RIGHT TO USE	11,151.00	0.00	0.00	6,608.00
010-409-6300	EQUIPMENT LEASE - RADIOS	97,467.00	0.00	0.00	0.00
<b>DEPARTMENT: 409 - NON-DEPARTMENTAL Total:</b>		<b>1,625,052.94</b>	<b>2,462,700.00</b>	<b>1,243,137.28</b>	<b>2,940,998.00</b>

Fund		2022-2023	2023-2024	2023-2024	2024-2025
		Total Activity	Total Budget	Total Activity	Total Budget
<b>DEPARTMENT: 426 - COUNTY COURT</b>					
010-426-1030	HOURLY EMPLOYEE	32,791.80	33,940.00	32,296.81	0.00
010-426-1040	HOURLY-PART TIME	17,232.63	39,912.00	25,176.36	0.00
010-426-1600	LONGEVITY	4,800.00	5,700.00	4,125.00	0.00
010-426-2010	SOCIAL SECURITY	4,193.99	6,100.00	4,691.08	0.00
010-426-2020	GROUP INSURANCE	11,501.60	11,950.00	9,756.98	0.00
010-426-2030	RETIREMENT	4,166.54	6,800.00	3,958.84	0.00
010-426-2060	TERM LIFE INSURANCE	124.91	160.00	99.77	0.00
010-426-3250	OPERATING SUPPLIES	594.99	800.00	263.51	800.00
010-426-3510	COURT APPOINTED ATTORNEY	1,250.00	10,000.00	3,260.00	10,000.00
010-426-3620	COURT REPORTERS	5,000.00	15,000.00	750.00	10,000.00
010-426-3630	MENTAL EVALUATIONS	6,461.40	15,000.00	5,507.60	15,000.00
010-426-3660	MISC RECORDS	0.00	1,000.00	0.00	1,000.00
<b>DEPARTMENT: 426 - COUNTY COURT Total:</b>		<b>88,117.86</b>	<b>146,362.00</b>	<b>89,885.95</b>	<b>36,800.00</b>
<b>DEPARTMENT: 435 - DISTRICT COURT</b>					
010-435-1150	COUNTY STIPEND	2,400.00	2,400.00	2,200.00	2,400.00
010-435-1500	DISTRICT JUDGES SUPPLEMENT	8,776.86	6,394.00	5,861.24	6,228.00
010-435-2010	SOCIAL SECURITY	641.16	700.00	616.66	700.00
010-435-2030	RETIREMENT	650.52	750.00	633.14	700.00
010-435-2060	TERM LIFE INSURANCE	18.36	20.00	16.06	20.00
010-435-3000	EMPLOYEE EXPENSE	122,033.66	136,823.00	95,517.80	143,314.00
010-435-3250	OPERATING SUPPLIES	4,919.65	6,791.00	3,260.04	7,492.00
010-435-5750	MACHINERY & EQUIPMENT	0.00	0.00	0.00	1,651.00
<b>DEPARTMENT: 435 - DISTRICT COURT Total:</b>		<b>139,440.21</b>	<b>153,878.00</b>	<b>108,104.94</b>	<b>162,505.00</b>
<b>DEPARTMENT: 436 - JUDICIAL SERVICES</b>					
010-436-3500	REGIONAL PUBLIC DEFENDER EXP	71,639.84	124,836.00	100,290.28	145,000.00
010-436-3510	COURT APPOINTED ATTORNEY	44,819.00	32,000.00	43,830.00	45,000.00
010-436-3520	JUV ATTORNEY EXP	500.00	5,000.00	0.00	5,000.00
010-436-3540	CPS CHILD OR CHILDREN EXPENSE	115,538.51	140,000.00	49,108.29	140,000.00
010-436-3550	CPS CHILD OR CHILDREN APPEAL	390.00	1,000.00	0.00	1,000.00
010-436-3560	CPS-CUSTODIAL PARENT EXPENSE	71,416.25	90,000.00	24,370.95	90,000.00
010-436-3570	CPS CUSTODIAL PARENT APPEAL	0.00	500.00	0.00	500.00
010-436-3580	CPS NON CUSTODIAL PARENT EXP	58,161.13	90,000.00	24,012.75	90,000.00
010-436-3590	CPS ALLEGED FATHER EXPENSE	382.50	1,000.00	0.00	1,000.00
010-436-3600	CPS UNKNOWN FATHER EXPENSE	780.00	2,000.00	1,729.50	3,000.00
010-436-3610	ASSIGNED JUDGES	0.00	1,000.00	0.00	1,000.00
010-436-3620	COURT REPORTERS	25,036.03	25,000.00	8,923.99	15,000.00
010-436-3630	MENTAL EVALUATIONS	7,500.00	12,000.00	6,000.00	12,000.00
010-436-3650	IND DEF ATTY EXPENSE OTHER	0.00	200.00	0.00	200.00
010-436-3660	MISC APPEAL RECORDS	0.00	1,000.00	0.00	1,000.00
010-436-3670	JURY EXPENSE	5,000.00	0.00	0.00	0.00
<b>DEPARTMENT: 436 - JUDICIAL SERVICES Total:</b>		<b>401,163.26</b>	<b>525,536.00</b>	<b>258,265.76</b>	<b>549,700.00</b>

Fund		2022-2023	2023-2024	2023-2024	2024-2025
		Total Activity	Total Budget	Total Activity	Total Budget
<b>DEPARTMENT: 450 - DISTRICT CLERK</b>					
010-450-1010	ELECTED OFFICIAL SALARY	59,385.00	61,760.00	56,613.37	65,431.00
010-450-1030	HOURLY EMPLOYEE	34,223.66	39,510.00	35,288.55	151,800.00
010-450-1031	HOURLY EMPLOYEE-CLERKS	87,751.77	101,610.00	88,527.29	0.00
010-450-1600	LONGEVITY	13,100.00	17,000.00	15,583.37	20,900.00
010-450-2010	SOCIAL SECURITY	14,638.39	16,850.00	14,564.50	18,300.00
010-450-2020	GROUP INSURANCE	57,508.00	59,740.00	54,758.55	61,825.00
010-450-2030	RETIREMENT	15,667.46	18,700.00	15,397.81	18,225.00
010-450-2060	TERM LIFE INSURANCE	466.79	450.00	388.02	478.00
010-450-3110	POSTAGE	6,091.65	8,000.00	8,033.49	9,000.00
010-450-3250	OPERATING SUPPLIES	6,465.96	8,260.00	6,039.87	8,600.00
010-450-4200	TELEPHONE/INTERNET	2,008.80	0.00	0.00	0.00
010-450-4300	TRAVEL/TRAINING/MILEAGE	1,642.05	4,000.00	548.37	4,000.00
010-450-4600	EQUIPMENT LEASE	575.82	800.00	767.76	800.00
010-450-5750	MACHINERY & EQUIPMENT	0.00	2,800.00	2,566.00	3,300.00
<b>DEPARTMENT: 450 - DISTRICT CLERK Total:</b>		<b>299,525.35</b>	<b>339,480.00</b>	<b>299,076.95</b>	<b>362,659.00</b>

<b>DEPARTMENT: 455 - JP1</b>					
010-455-1010	ELECTED OFFICIAL SALARY	56,774.73	58,422.00	53,553.50	61,959.00
010-455-1030	HOURLY EMPLOYEE	32,634.96	33,940.00	31,111.53	37,655.00
010-455-1040	HOURLY-PART TIME	9,326.24	19,656.00	7,481.25	20,904.00
010-455-1100	VEHICLE ALLOWANCE	0.00	0.00	436.66	2,620.00
010-455-1110	PHONE ALLOWANCE	3,099.96	3,100.00	2,404.98	480.00
010-455-1600	LONGEVITY	1,800.00	1,650.00	1,250.00	2,150.00
010-455-2010	SOCIAL SECURITY	7,761.12	9,000.00	7,323.31	9,675.00
010-455-2020	GROUP INSURANCE	22,048.11	23,900.00	20,907.81	24,730.00
010-455-2030	RETIREMENT	7,999.79	10,000.00	7,337.42	9,650.00
010-455-2060	TERM LIFE INSURANCE	239.67	250.00	184.70	252.00
010-455-3110	POSTAGE	663.52	1,000.00	648.00	1,000.00
010-455-3250	OPERATING SUPPLIES	599.59	2,000.00	1,048.72	2,000.00
010-455-4200	TELEPHONE/INTERNET	4,809.38	0.00	0.00	0.00
010-455-4300	TRAVEL/TRAINING/MILEAGE	1,511.06	2,500.00	1,758.56	3,000.00
010-455-4400	MILEAGE	0.00	100.00	0.00	100.00
<b>DEPARTMENT: 455 - JP1 Total:</b>		<b>149,268.13</b>	<b>165,518.00</b>	<b>135,446.44</b>	<b>176,175.00</b>

<b>DEPARTMENT: 456 - JP2</b>					
010-456-1010	ELECTED OFFICIAL SALARY	56,175.00	58,422.00	53,553.50	61,959.00
010-456-1030	HOURLY EMPLOYEE	27,956.70	33,940.00	31,111.53	37,655.00
010-456-1040	HOURLY-PART TIME	8,936.38	19,656.00	14,958.55	20,904.00
010-456-1100	VEHICLE ALLOWANCE	0.00	0.00	436.66	2,620.00
010-456-1110	PHONE ALLOWANCE	3,099.96	3,100.00	2,404.97	480.00
010-456-1600	LONGEVITY	2,400.00	3,600.00	3,300.00	4,800.00
010-456-2010	SOCIAL SECURITY	7,426.30	9,100.00	7,988.11	9,875.00
010-456-2020	GROUP INSURANCE	22,048.11	23,900.00	21,903.42	24,730.00
010-456-2030	RETIREMENT	7,572.67	10,100.00	8,084.11	9,850.00
010-456-2060	TERM LIFE INSURANCE	225.35	250.00	203.93	258.00
010-456-3110	POSTAGE	688.00	1,200.00	100.00	1,200.00
010-456-3250	OPERATING SUPPLIES	3,549.41	2,500.00	1,237.88	2,500.00
010-456-4200	TELEPHONE/INTERNET	3,146.22	0.00	0.00	0.00
010-456-4300	TRAVEL/TRAINING/MILEAGE	369.49	2,500.00	1,168.71	2,500.00
010-456-4400	MILEAGE	0.00	200.00	157.42	200.00
<b>DEPARTMENT: 456 - JP2 Total:</b>		<b>143,593.59</b>	<b>168,468.00</b>	<b>146,608.79</b>	<b>179,531.00</b>

Fund		2022-2023	2023-2024	2023-2024	2024-2025
		Total Activity	Total Budget	Total Activity	Total Budget
<b>DEPARTMENT: 457 - JP3</b>					
010-457-1010	ELECTED OFFICIAL SALARY	56,175.00	58,422.00	53,553.50	61,959.00
010-457-1030	HOURLY EMPLOYEE	32,100.00	33,940.00	30,601.90	36,498.00
010-457-1040	HOURLY-PART TIME	17,267.17	19,656.00	15,820.86	20,904.00
010-457-1100	VEHICLE ALLOWANCE	0.00	0.00	436.66	2,620.00
010-457-1110	PHONE ALLOWANCE	3,060.00	3,100.00	2,404.97	480.00
010-457-1600	LONGEVITY	6,900.00	8,400.00	7,950.00	10,500.00
010-457-2010	SOCIAL SECURITY	8,855.24	9,500.00	8,496.95	10,150.00
010-457-2020	GROUP INSURANCE	23,003.20	23,900.00	21,903.42	24,730.00
010-457-2030	RETIREMENT	8,939.46	10,500.00	8,477.22	10,125.00
010-457-2060	TERM LIFE INSURANCE	267.34	250.00	213.86	265.00
010-457-3110	POSTAGE	783.00	1,000.00	774.00	1,500.00
010-457-3250	OPERATING SUPPLIES	1,350.55	2,000.00	489.25	3,000.00
010-457-4300	TRAVEL/TRAINING/MILEAGE	1,048.59	2,500.00	655.50	2,500.00
010-457-4400	MILEAGE	0.00	250.00	0.00	250.00
<b>DEPARTMENT: 457 - JP3 Total:</b>		<b>159,749.55</b>	<b>173,418.00</b>	<b>151,778.09</b>	<b>185,481.00</b>

<b>DEPARTMENT: 458 - JP4</b>					
010-458-1010	ELECTED OFFICIAL SALARY	56,774.73	58,422.00	53,553.50	61,959.00
010-458-1030	HOURLY EMPLOYEE	32,543.56	33,940.00	32,815.12	37,655.00
010-458-1040	HOURLY-PART TIME	13,520.02	19,656.00	13,635.56	20,904.00
010-458-1100	VEHICLE ALLOWANCE	0.00	0.00	436.66	2,620.00
010-458-1110	PHONE ALLOWANCE	2,400.00	3,100.00	2,404.97	480.00
010-458-1150	COUNTY STIPEND	0.00	0.00	0.00	1,400.00
010-458-1600	LONGEVITY	2,650.00	1,300.00	470.83	1,650.00
010-458-2010	SOCIAL SECURITY	7,484.53	9,000.00	6,507.40	9,650.00
010-458-2020	GROUP INSURANCE	22,048.11	23,900.00	21,903.42	24,730.00
010-458-2030	RETIREMENT	8,398.60	10,000.00	7,891.27	9,600.00
010-458-2060	TERM LIFE INSURANCE	251.90	250.00	199.25	252.00
010-458-3110	POSTAGE	516.00	550.00	544.00	600.00
010-458-3250	OPERATING SUPPLIES	1,247.95	2,300.00	1,695.96	2,500.00
010-458-4200	TELEPHONE/INTERNET	1,762.02	0.00	0.00	0.00
010-458-4300	TRAVEL/TRAINING/MILEAGE	2,141.25	2,500.00	760.00	2,500.00
010-458-4400	MILEAGE	0.00	200.00	0.00	200.00
<b>DEPARTMENT: 458 - JP4 Total:</b>		<b>151,738.67</b>	<b>165,118.00</b>	<b>142,817.94</b>	<b>176,700.00</b>

Fund		2022-2023	2023-2024	2023-2024	2024-2025
		Total Activity	Total Budget	Total Activity	Total Budget
<b>DEPARTMENT: 475 - COUNTY ATTORNEY</b>					
010-475-1010	ELECTED OFFICIAL SALARY	66,874.92	69,550.00	63,754.13	73,532.00
010-475-1020	EXEMPT EMPLOYEE	62,595.00	65,099.00	59,674.12	68,903.00
010-475-1030	HOURLY EMPLOYEE	136,477.89	149,350.00	140,374.70	263,800.00
010-475-1031	HOURLY EMPLOYEE-CSO	0.00	38,480.00	28,819.53	41,128.00
010-475-1032	HOURLY EMPLOYEE-INVESTIGATORS	109,175.12	106,800.00	102,191.72	0.00
010-475-1040	HOURLY-PART TIME	59,483.69	99,628.00	79,130.38	27,250.00
010-475-1110	PHONE ALLOWANCE	2,680.00	4,200.00	2,530.00	2,280.00
010-475-1150	COUNTY STIPEND	9,999.96	10,000.00	9,166.63	10,000.00
010-475-1190	UNIFORM ALLOWANCE	600.00	0.00	600.00	300.00
010-475-1500	STATE SUPPLEMENT	24,533.04	24,833.00	22,468.62	25,133.00
010-475-1600	LONGEVITY	17,700.00	23,000.00	20,975.00	29,800.00
010-475-2010	SOCIAL SECURITY	36,126.56	47,500.00	39,066.20	43,650.00
010-475-2020	GROUP INSURANCE	77,645.93	107,530.00	87,812.80	123,650.00
010-475-2030	RETIREMENT	38,775.08	52,600.00	41,481.34	43,500.00
010-475-2060	TERM LIFE INSURANCE	1,160.95	1,250.00	1,043.53	1,141.00
010-475-3110	POSTAGE	0.00	0.00	0.00	1,000.00
010-475-3250	OPERATING SUPPLIES	5,794.65	8,350.00	7,438.12	14,500.00
010-475-3300	FUEL	6,188.82	11,500.00	11,498.21	15,000.00
010-475-4200	TELEPHONE/INTERNET	987.76	0.00	0.00	0.00
010-475-4290	KOLOGIC	530.00	530.00	583.00	750.00
010-475-4300	TRAVEL/TRAINING/MILEAGE	7,375.60	9,500.00	7,405.18	12,000.00
010-475-4400	MILEAGE	454.95	1,500.00	1,003.90	3,500.00
010-475-4510	VEHICLE MAINTENANCE	5,014.54	6,000.00	5,568.27	9,000.00
010-475-4520	MAINTENANCE & REPAIR	0.00	150.00	110.05	150.00
010-475-4700	PROFESSIONAL SERVICES	1,100.00	1,400.00	1,200.00	2,000.00
010-475-5750	MACHINERY & EQUIPMENT	1,200.00	1,500.00	1,500.00	3,500.00
<b>DEPARTMENT: 475 - COUNTY ATTORNEY Total:</b>		<b>672,474.46</b>	<b>840,250.00</b>	<b>735,395.43</b>	<b>815,467.00</b>

<b>DEPARTMENT: 476 - DISTRICT ATTORNEY</b>					
010-476-1010	DA STIPEND	4,387.92	3,197.00	3,029.76	2,341.00
010-476-2010	SOCIAL SECURITY	335.64	250.00	231.72	200.00
010-476-2030	RETIREMENT	348.78	275.00	237.64	200.00
010-476-2060	TERM LIFE INSURANCE	0.00	0.00	0.96	5.00
010-476-2070	EMPLOYEE BENEFITS ALL	109,537.94	147,965.00	91,326.35	153,946.00
010-476-3000	EMPLOYEE EXPENSE	349,929.63	406,595.00	301,848.42	425,615.00
010-476-3250	OPERATING SUPPLIES	4,727.95	9,688.00	2,838.20	10,388.00
010-476-4200	TELEPHONE/INTERNET	0.00	4,553.00	0.00	4,435.00
010-476-4300	TRAVEL/TRAINING/MILEAGE	1,612.72	3,633.00	1,663.12	4,426.00
010-476-4400	MILEAGE	161.82	2,182.00	863.06	2,359.00
010-476-4520	MAINTENANCE & REPAIR	1,698.60	727.00	222.35	1,415.00
010-476-4600	EQUIPMENT LEASE	4,318.25	3,149.00	1,540.19	3,067.00
010-476-4700	PROFESSIONAL SERVICES	0.00	12,716.00	0.00	35,000.00
010-476-5750	MACHINERY & EQUIPMENT	1,977.31	14,666.00	12,351.23	3,774.00
<b>DEPARTMENT: 476 - DISTRICT ATTORNEY Total:</b>		<b>479,036.56</b>	<b>609,596.00</b>	<b>416,153.00</b>	<b>647,171.00</b>

Fund		2022-2023	2023-2024	2023-2024	2024-2025
		Total Activity	Total Budget	Total Activity	Total Budget
<b>DEPARTMENT: 490 - ELECTIONS</b>					
010-490-1020	EXEMPT EMPLOYEE	54,570.00	56,753.00	52,023.62	60,223.00
010-490-1030	HOURLY EMPLOYEE	0.00	35,053.00	31,479.58	37,655.00
010-490-1040	HOURLY-PART TIME	38,790.02	41,522.00	36,630.52	60,970.00
010-490-1050	HOURLY-TEMPORARY	50,278.51	120,000.00	85,297.97	120,000.00
010-490-1110	PHONE ALLOWANCE	720.00	0.00	0.00	0.00
010-490-1600	LONGEVITY	2,400.00	3,000.00	2,750.00	4,500.00
010-490-2010	SOCIAL SECURITY	11,130.01	19,700.00	15,479.07	21,700.00
010-490-2020	GROUP INSURANCE	11,501.60	23,900.00	20,907.81	24,730.00
010-490-2030	RETIREMENT	8,210.97	11,650.00	9,608.14	12,475.00
010-490-2060	TERM LIFE INSURANCE	246.03	275.00	242.20	327.00
010-490-3110	POSTAGE	4,636.00	6,838.34	3,144.00	5,400.00
010-490-3120	VOTER CARD MAILOUT	1,500.00	7,371.66	7,370.66	575.00
010-490-3130	ELECTION EXPENSE	30,771.66	21,300.00	20,395.63	18,000.00
010-490-3250	OPERATING SUPPLIES	6,172.83	6,200.00	5,311.89	10,000.00
010-490-4200	TELEPHONE/INTERNET	1,812.91	0.00	0.00	0.00
010-490-4300	TRAVEL/TRAINING/MILEAGE	5,943.97	8,200.00	5,456.78	10,050.00
010-490-4400	MILEAGE	1,863.07	3,000.00	2,105.10	2,200.00
010-490-4520	MAINTENANCE & REPAIR	300.00	4,000.00	857.61	2,000.00
010-490-4550	COMPUTER MAINTENANCE	23,673.60	40,320.00	40,180.75	41,600.00
010-490-4600	EQUIPMENT LEASE	1,662.24	1,670.00	2,077.80	1,670.00
010-490-5750	MACHINERY & EQUIPMENT	0.00	3,165.00	2,886.75	16,305.00

<b>DEPARTMENT: 490 - ELECTIONS Total:</b>	<b>256,183.42</b>	<b>413,918.00</b>	<b>344,205.88</b>	<b>450,380.00</b>
---	-------------------	-------------------	-------------------	-------------------

<b>DEPARTMENT: 495 - COUNTY AUDITOR</b>					
010-495-1020	EXEMPT	80,250.00	83,460.00	76,505.00	87,998.00
010-495-1030	HOURLY EMPLOYEE	49,748.35	51,709.00	43,127.62	160,000.00
010-495-1031	HOURLY EMPLOYEE-ASST AUDITOR	35,246.79	50,487.00	50,256.46	0.00
010-495-1100	VEHICLE ALLOWANCE	1,999.92	0.00	203.32	1,520.00
010-495-1110	PHONE ALLOWANCE	0.00	2,000.00	1,579.94	480.00
010-495-1600	LONGEVITY	3,100.00	5,115.00	4,491.63	7,000.00
010-495-2010	SOCIAL SECURITY	12,783.70	15,000.00	13,232.82	18,790.00
010-495-2020	GROUP INSURANCE	23,003.20	23,900.00	22,301.65	37,095.00
010-495-2030	RETIREMENT	13,378.44	16,500.00	13,694.88	18,725.00
010-495-2060	TERM LIFE INSURANCE	399.76	400.00	345.52	500.00
010-495-3250	OPERATING SUPPLIES	1,774.26	6,000.00	2,614.01	6,000.00
010-495-4200	TELEPHONE/INTERNET	493.91	0.00	0.00	0.00
010-495-4300	TRAVEL/TRAINING/MILEAGE	5,844.16	7,000.00	3,494.85	7,000.00
010-495-4400	MILEAGE	36.00	500.00	0.00	500.00
010-495-4520	MAINTENANCE & REPAIR	400.32	500.00	400.32	500.00
<b>DEPARTMENT: 495 - COUNTY AUDITOR Total:</b>		<b>228,458.81</b>	<b>262,571.00</b>	<b>232,248.02</b>	<b>346,108.00</b>

Fund		2022-2023	2023-2024	2023-2024	2024-2025
		Total Activity	Total Budget	Total Activity	Total Budget
<b>DEPARTMENT: 496 - HUMAN RESOURCES</b>					
010-496-1020	EXEMPT	59,812.92	62,206.00	57,022.13	65,894.00
010-496-1030	HOURLY EMPLOYEE	36,784.41	86,000.00	44,907.43	91,840.00
010-496-1100	VEHICLE ALLOWANCE	0.00	0.00	153.32	920.00
010-496-1110	PHONE ALLOWANCE	1,399.92	1,400.00	1,129.94	480.00
010-496-1600	LONGEVITY	11,850.00	13,350.00	12,100.00	15,600.00
010-496-2010	SOCIAL SECURITY	8,391.05	12,450.00	8,814.57	13,400.00
010-496-2020	GROUP INSURANCE	20,097.41	35,850.00	22,899.03	37,095.00
010-496-2030	RETIREMENT	8,176.74	13,700.00	8,891.14	13,310.00
010-496-2060	TERM LIFE INSURANCE	245.35	325.00	223.31	349.00
010-496-3110	POSTAGE	0.00	200.00	467.56	400.00
010-496-3250	OPERATING SUPPLIES	1,918.63	4,000.00	2,451.28	2,500.00
010-496-4300	TRAVEL/TRAINING/MILEAGE	854.20	2,000.00	807.37	3,000.00
010-496-4550	COMPUTER MAINTENANCE	0.00	200.00	0.00	200.00
<b>DEPARTMENT: 496 - HUMAN RESOURCES Total:</b>		<b>149,530.63</b>	<b>231,681.00</b>	<b>159,867.08</b>	<b>244,988.00</b>

<b>DEPARTMENT: 497 - COUNTY TREASURER</b>					
010-497-1010	ELECTED OFFICIAL SALARY	60,012.96	62,414.00	57,212.87	66,110.00
010-497-1030	HOURLY EMPLOYEE	25,552.28	41,730.00	38,725.04	47,255.00
010-497-1040	HOURLY-PART TIME	4,498.64	6,240.00	0.00	6,700.00
010-497-1100	VEHICLE ALLOWANCE	0.00	0.00	53.34	720.00
010-497-1110	PHONE ALLOWANCE	1,550.00	800.00	680.03	480.00
010-497-1600	LONGEVITY	3,700.00	1,100.00	1,179.13	2,500.00
010-497-2010	SOCIAL SECURITY	7,283.65	8,600.00	7,497.42	9,500.00
010-497-2020	GROUP INSURANCE	16,277.05	23,900.00	21,505.19	24,730.00
010-497-2030	RETIREMENT	7,132.93	9,020.00	7,626.11	9,000.00
010-497-2060	TERM LIFE INSURANCE	215.58	220.00	192.29	272.00
010-497-3110	POSTAGE	3,103.34	3,950.00	3,732.02	4,000.00
010-497-3250	OPERATING SUPPLIES	2,498.21	3,000.00	1,881.85	2,000.00
010-497-4300	TRAVEL/TRAINING/MILEAGE	4,973.85	7,000.00	2,900.58	8,000.00
010-497-4400	MILEAGE	0.00	200.00	0.00	150.00
010-497-4520	MAINTENANCE & REPAIR	0.00	500.00	0.00	500.00
010-497-5750	MACHINERY & EQUIPMENT	0.00	2,000.00	0.00	2,000.00
<b>DEPARTMENT: 497 - COUNTY TREASURER Total:</b>		<b>136,798.49</b>	<b>170,674.00</b>	<b>143,185.87</b>	<b>183,917.00</b>

Fund		2022-2023	2023-2024	2023-2024	2024-2025
		Total Activity	Total Budget	Total Activity	Total Budget
<b>DEPARTMENT: 499 - TAX ASSESSOR</b>					
010-499-1010	ELECTED OFFICIAL SALARY	59,385.00	61,760.00	56,613.37	65,431.00
010-499-1020	EXEMPT EMPLOYEE	39,054.96	44,405.00	40,704.62	50,566.00
010-499-1030	HOURLY EMPLOYEE	151,037.84	171,817.00	151,016.26	184,810.00
010-499-1040	HOURLY-PART TIME	54,633.12	62,500.00	44,843.12	66,065.00
010-499-1600	LONGEVITY	13,650.00	18,750.00	14,937.50	19,950.00
010-499-2010	SOCIAL SECURITY	24,639.74	27,500.00	22,590.76	29,500.00
010-499-2020	GROUP INSURANCE	79,515.59	83,640.00	75,666.36	86,555.00
010-499-2030	RETIREMENT	26,223.32	30,600.00	24,199.63	29,400.00
010-499-2060	TERM LIFE INSURANCE	784.20	725.00	610.94	771.00
010-499-3110	POSTAGE	17,899.00	23,800.00	23,502.33	23,000.00
010-499-3250	OPERATING SUPPLIES	5,959.42	6,000.00	4,550.47	6,000.00
010-499-4200	TELEPHONE/INTERNET	1,903.79	0.00	0.00	0.00
010-499-4300	TRAVEL/TRAINING/MILEAGE	5,844.46	6,000.00	4,623.23	6,200.00
010-499-4400	MILEAGE	0.00	0.00	0.00	1,800.00
010-499-4520	MAINTENANCE & REPAIR	2,493.63	4,700.00	4,156.05	0.00
010-499-4550	COMPUTER MAINTENANCE	22,080.00	28,500.00	22,080.00	27,000.00
010-499-4600	EQUIPMENT LEASE	1,120.50	1,600.00	1,104.47	6,000.00
010-499-4700	PROFESSIONAL SERVICES	3,746.36	7,000.00	6,102.51	6,500.00
010-499-5750	MACHINERY AND EQUIPMENT	0.00	0.00	0.00	7,000.00
<b>DEPARTMENT: 499 - TAX ASSESSOR Total:</b>		<b>509,970.93</b>	<b>579,297.00</b>	<b>497,301.62</b>	<b>616,548.00</b>

<b>DEPARTMENT: 503 - INFORMATION TECHNOLOGY</b>					
010-503-1020	EXEMPT	54,999.96	57,140.00	52,128.37	60,223.00
010-503-1110	PHONE ALLOWANCE	480.00	480.00	0.00	0.00
010-503-1150	COUNTY STIPEND	0.00	0.00	250.00	1,500.00
010-503-1600	LONGEVITY	5,400.00	6,300.00	5,775.00	7,500.00
010-503-2010	SOCIAL SECURITY	4,011.02	5,000.00	3,844.81	5,300.00
010-503-2020	GROUP INSURANCE	11,501.60	11,950.00	10,951.71	12,365.00
010-503-2030	RETIREMENT	4,800.31	5,500.00	4,547.99	5,300.00
010-503-2060	TERM LIFE INSURANCE	143.43	130.00	114.81	138.00
010-503-3250	OPERATING SUPPLIES	3,304.25	7,500.00	6,176.01	10,000.00
010-503-3300	FUEL	1,495.98	6,000.00	1,140.66	6,000.00
010-503-4200	TELEPHONE/INTERNET	0.00	188,000.00	191,301.30	200,000.00
010-503-4300	TRAVEL/TRAINING/MILEAGE	1,087.26	2,000.00	802.31	4,000.00
010-503-4510	VEHICLE MAINTENANCE	4,261.20	300.00	348.70	300.00
010-503-4520	MAINTENANCE & REPAIR	0.00	19,000.00	0.00	20,000.00
010-503-4550	COMPUTER MAINTENANCE	204,678.00	575,000.00	533,507.67	615,000.00
010-503-4610	CONTRACT SERVICES	20,560.94	83,000.00	54,272.75	90,000.00
010-503-5750	MACHINERY & EQUIPMENT	62,881.86	69,000.00	57,268.60	90,200.00
010-503-5760	CAPITAL OUTLAY	39,790.54	53,000.00	3,900.00	0.00
<b>DEPARTMENT: 503 - INFORMATION TECHNOLOGY Total:</b>		<b>419,396.35</b>	<b>1,089,300.00</b>	<b>926,330.69</b>	<b>1,127,826.00</b>



Fund		2022-2023	2023-2024	2023-2024	2024-2025
		Total Activity	Total Budget	Total Activity	Total Budget
<b>DEPARTMENT: 510 - BUILDING MAINTENANCE</b>					
010-510-1020	EXEMPT	56,175.00	58,422.00	53,553.50	61,959.00
010-510-1030	HOURLY EMPLOYEE	64,230.34	66,768.00	59,256.25	318,775.00
010-510-1031	HOURLY EMPLOYEE-MAINTENANCE	176,269.67	226,500.00	203,849.82	0.00
010-510-1110	PHONE ALLOWANCE	4,320.00	5,400.00	4,470.00	4,920.00
010-510-1140	OVERTIME	1,728.66	4,000.00	0.00	0.00
010-510-1600	LONGEVITY	21,300.00	27,750.00	24,375.00	23,050.00
010-510-2010	SOCIAL SECURITY	24,381.85	30,000.00	26,135.80	31,300.00
010-510-2020	GROUP INSURANCE	86,282.26	107,550.00	97,569.78	111,285.00
010-510-2030	RETIREMENT	25,501.22	32,800.00	26,808.30	31,200.00
010-510-2060	TERM LIFE INSURANCE	760.51	800.00	675.96	820.00
010-510-3250	OPERATING SUPPLIES	49,153.12	70,193.94	55,164.33	69,300.00
010-510-3300	FUEL	11,118.36	20,000.00	10,318.16	20,000.00
010-510-4200	TELEPHONE/INTERNET	79,727.07	0.00	0.00	0.00
010-510-4210	UTILITIES COURTHOUSE	39,318.16	40,000.00	32,465.73	40,000.00
010-510-4220	UTILITIES COURTHOUSE ANNEX	23,448.04	22,000.00	20,203.73	22,000.00
010-510-4230	UTILITIES LEC	34,957.59	55,000.00	34,361.14	55,000.00
010-510-4240	UTILITIES AG BUILDING	13,276.91	14,000.00	11,780.77	14,000.00
010-510-4250	UTILITIES	116,522.92	120,000.00	103,606.34	120,000.00
010-510-4260	UTILITIES LLANO LIBRARY	16,954.32	18,000.00	11,795.63	0.00
010-510-4270	UTILITIES KINGSLAND LIBRARY	13,419.67	14,000.00	12,301.71	0.00
010-510-4280	UTILITIES LAKESHORE LIBRARY	0.00	500.00	0.00	0.00
010-510-4290	PEST CONTROL	94.75	1,160.00	1,160.00	1,000.00
010-510-4300	TRAVEL/TRAINING/MILEAGE	0.00	1,000.00	0.00	1,000.00
010-510-4400	MILEAGE	779.93	1,000.00	631.44	1,000.00
010-510-4510	VEHICLE MAINTENANCE	5,402.34	11,500.00	8,685.48	8,500.00
010-510-4520	MAINTENANCE & REPAIR	89,877.82	297,000.00	109,258.45	300,000.00
010-510-4530	BUILDING MAINTENANCE & REPAIR	19,715.50	0.00	0.00	0.00
010-510-4531	PROPERTY DEDUCTIBLES	0.00	0.00	0.00	200,000.00
010-510-4540	TOWER MAINTENANCE	28,473.23	80,000.00	27,320.42	80,000.00
010-510-4610	PS CONTRACTS - OTHER	2,875.00	9,000.00	2,426.00	9,000.00
010-510-4680	UNIFORMS	0.00	2,500.00	1,796.25	2,000.00
010-510-4700	PROFESSIONAL SERVICES	33,975.00	30,000.00	29,360.00	30,000.00
010-510-4860	UNALLOCATED	0.00	145,646.06	30,759.92	150,000.00
010-510-4950	DUMPSTER FEES	20,645.77	22,000.00	23,755.59	22,000.00
010-510-5550	BUILDING IMPROVEMENTS	531,398.46	560,000.00	223,659.35	650,000.00
010-510-5750	MACHINERY & EQUIPMENT	0.00	4,500.00	3,896.09	6,000.00
010-510-5760	CAPITAL OUTLAY	7,608.00	203,000.00	196,516.29	225,000.00
010-510-6320	PRINCIPAL	61,769.00	64,040.00	64,039.88	66,445.00
010-510-6700	INTEREST	18,143.46	15,830.00	15,828.82	13,430.00
<b>DEPARTMENT: 510 - BUILDING MAINTENANCE Total:</b>		<b>1,679,603.93</b>	<b>2,381,860.00</b>	<b>1,527,785.93</b>	<b>2,688,984.00</b>
<b>DEPARTMENT: 540 - FIRE &amp; EMS</b>					
010-540-5000	FIRE/EMS CONTINGENCY	2,920.00	10,000.00	1,122.00	10,000.00
010-540-5120	EMS SERVICES	336,000.00	344,200.00	343,100.00	357,300.00
010-540-5150	VOLUNTEER FIRE -KINGSLAND	8,000.00	10,000.00	10,000.00	10,000.00
010-540-5160	VOLUNTEER FIRE -CASTELL	8,000.00	10,000.00	10,000.00	10,000.00
010-540-5170	VOLUNTEER FIRE - TOW	8,000.00	10,000.00	10,000.00	10,000.00
010-540-5180	VOLUNTEER FIRE - SUNRISE BEACH	8,000.00	10,000.00	10,000.00	10,000.00
010-540-5210	VOLUNTEER FIRE - VALLEY SPRING	8,000.00	10,000.00	0.00	10,000.00
010-540-5220	VOLUNTEER FIRE - SANDY HARBOR	8,000.00	10,000.00	10,000.00	10,000.00
<b>DEPARTMENT: 540 - FIRE &amp; EMS Total:</b>		<b>386,920.00</b>	<b>414,200.00</b>	<b>394,222.00</b>	<b>427,300.00</b>
<b>DEPARTMENT: 545 - PUBLIC HEALTH</b>					
010-545-4700	PROFESSIONAL SERVICES	0.00	36,000.00	42,000.00	42,000.00
<b>DEPARTMENT: 545 - PUBLIC HEALTH Total:</b>		<b>0.00</b>	<b>36,000.00</b>	<b>42,000.00</b>	<b>42,000.00</b>

Fund		2022-2023	2023-2024	2023-2024	2024-2025
		Total Activity	Total Budget	Total Activity	Total Budget
<b>DEPARTMENT: 550 - CONSTABLE PCT #1</b>					
010-550-1010	ELECTED OFFICIAL SALARY	48,684.96	50,632.00	46,412.63	53,858.00
010-550-1110	PHONE ALLOWANCE	1,200.00	1,200.00	1,100.00	1,000.00
010-550-1600	LONGEVITY	600.00	1,200.00	1,100.00	1,800.00
010-550-2010	SOCIAL SECURITY	3,860.36	4,100.00	3,717.90	4,375.00
010-550-2020	GROUP INSURANCE	11,501.60	11,950.00	10,951.71	12,365.00
010-550-2030	RETIREMENT	3,916.89	4,525.00	3,731.94	4,350.00
010-550-2060	TERM LIFE INSURANCE	117.06	110.00	94.18	114.00
010-550-3250	OPERATING SUPPLIES	723.38	913.00	823.13	813.00
010-550-3300	FUEL	1,855.32	2,500.00	1,747.33	2,750.00
010-550-4300	TRAVEL/TRAINING/MILEAGE	856.00	1,296.00	917.92	1,500.00
010-550-4510	VEHICLE MAINTENANCE	1,054.36	1,026.00	301.95	1,200.00
010-550-4520	MAINTENANCE & REPAIR	0.00	300.00	270.00	0.00
010-550-5750	MACHINERY & EQUIPMENT	0.00	900.00	0.00	900.00
010-550-5760	CAPITAL OUTLAY	0.00	0.00	0.00	68,000.00
<b>DEPARTMENT: 550 - CONSTABLE PCT #1 Total:</b>		<b>74,369.93</b>	<b>80,652.00</b>	<b>71,168.69</b>	<b>153,025.00</b>

<b>DEPARTMENT: 551 - CONSTABLE PCT #2</b>					
010-551-1010	ELECTED OFFICIAL SALARY	48,684.96	50,632.00	46,412.63	53,858.00
010-551-1110	PHONE ALLOWANCE	720.00	1,050.00	962.50	1,000.00
010-551-1600	LONGEVITY	5,100.00	6,000.00	5,500.00	6,900.00
010-551-2010	SOCIAL SECURITY	4,170.99	4,425.00	4,047.37	4,725.00
010-551-2020	GROUP INSURANCE	11,501.60	11,950.00	10,951.71	12,365.00
010-551-2030	RETIREMENT	4,274.58	4,910.00	4,077.54	4,710.00
010-551-2060	TERM LIFE INSURANCE	127.74	120.00	102.90	124.00
010-551-3250	OPERATING SUPPLIES	1,482.86	1,450.00	540.90	450.00
010-551-3300	FUEL	1,754.52	3,500.00	990.80	3,500.00
010-551-4300	TRAVEL/TRAINING/MILEAGE	620.00	1,000.00	435.50	2,000.00
010-551-4510	VEHICLE MAINTENANCE	1,786.59	2,359.00	1,406.94	2,360.00
010-551-4520	MAINTENANCE & REPAIR	0.00	560.00	0.00	560.00
010-551-5750	MACHINERY & EQUIPMENT	999.00	0.00	0.00	0.00
<b>DEPARTMENT: 551 - CONSTABLE PCT #2 Total:</b>		<b>81,222.84</b>	<b>87,956.00</b>	<b>75,428.79</b>	<b>92,552.00</b>

<b>DEPARTMENT: 552 - CONSTABLE PCT #3</b>					
010-552-1010	ELECTED OFFICIAL SALARY	48,684.96	50,632.00	46,412.63	53,858.00
010-552-1110	PHONE ALLOWANCE	1,200.00	1,200.00	1,100.00	1,000.00
010-552-1600	LONGEVITY	9,600.00	11,100.00	10,175.00	3,900.00
010-552-2010	SOCIAL SECURITY	4,436.72	4,825.00	4,321.20	4,500.00
010-552-2020	GROUP INSURANCE	11,501.60	11,950.00	10,951.71	12,365.00
010-552-2030	RETIREMENT	4,632.21	5,350.00	4,444.72	4,500.00
010-552-2060	TERM LIFE INSURANCE	138.48	130.00	112.12	120.00
010-552-3250	OPERATING SUPPLIES	956.00	1,025.00	0.00	1,870.00
010-552-3300	FUEL	1,114.14	2,000.00	1,031.63	2,000.00
010-552-4300	TRAVEL/TRAINING/MILEAGE	450.00	1,076.00	454.00	1,974.00
010-552-4510	VEHICLE MAINTENANCE	5,198.64	663.00	69.78	748.00
010-552-4520	MAINTENANCE & REPAIR	0.00	300.00	0.00	0.00
010-552-5760	CAPITAL OUTLAY	0.00	0.00	0.00	68,000.00
<b>DEPARTMENT: 552 - CONSTABLE PCT #3 Total:</b>		<b>87,912.75</b>	<b>90,251.00</b>	<b>79,072.79</b>	<b>154,835.00</b>

Fund		2022-2023	2023-2024	2023-2024	2024-2025
		Total Activity	Total Budget	Total Activity	Total Budget
<b>DEPARTMENT: 553 - CONSTABLE PCT #4</b>					
010-553-1010	ELECTED OFFICIAL SALARY	48,684.96	50,632.00	46,412.63	53,858.00
010-553-1110	PHONE ALLOWANCE	999.96	1,000.00	916.63	1,000.00
010-553-1600	LONGEVITY	14,700.00	16,800.00	15,400.00	4,725.00
010-553-2010	SOCIAL SECURITY	4,918.80	5,250.00	4,802.50	4,575.00
010-553-2020	GROUP INSURANCE	11,501.60	11,950.00	10,951.71	12,365.00
010-553-2030	RETIREMENT	5,037.54	5,825.00	4,855.14	4,550.00
010-553-2060	TERM LIFE INSURANCE	150.54	140.00	122.52	119.00
010-553-3250	OPERATING SUPPLIES	392.00	600.00	68.00	1,200.00
010-553-3300	FUEL	1,181.59	2,800.00	1,451.55	3,000.00
010-553-4300	TRAVEL/TRAINING/MILEAGE	380.00	600.00	0.00	3,000.00
010-553-4440	MILEAGE	172.26	0.00	0.00	0.00
010-553-4510	VEHICLE MAINTENANCE	809.00	1,500.00	110.00	1,500.00
010-553-4520	MAINTENANCE & REPAIR	0.00	400.00	0.00	0.00
010-553-5750	MACHINERY & EQUIPMENT	0.00	500.00	0.00	4,500.00
010-553-5760	CAPITAL OUTLAY	0.00	0.00	0.00	5,500.00
<b>DEPARTMENT: 553 - CONSTABLE PCT #4 Total:</b>		<b>88,928.25</b>	<b>97,997.00</b>	<b>85,090.68</b>	<b>99,892.00</b>

<b>DEPARTMENT: 560 - SHERIFF</b>					
010-560-1010	ELECTED OFFICIAL SALARY	65,805.00	68,437.00	62,733.88	80,000.00
010-560-1020	EXEMPT EMPLOYEE	187,966.84	67,130.00	68,507.06	71,015.00
010-560-1030	HOURLY EMPLOYEE	110,852.70	122,450.00	73,940.74	1,893,000.00
010-560-1031	HOURLY EMPLOYEE-SGT/INVESTIGATORS	405,447.79	406,125.00	406,829.03	0.00
010-560-1032	HOURLY EMPLOYEE-DEPUTIES	828,311.59	802,100.00	678,405.44	0.00
010-560-1033	HOURLY EMPLOYEE-DISPATCHERS	339,437.43	0.00	0.00	0.00
010-560-1034	HOURLY EMPLOYEE-JAILERS	428,437.99	0.00	7,049.51	0.00
010-560-1035	HOURLY EMPLOYEE-OFFICE ASSISTANTS	118,355.55	130,275.00	119,090.19	0.00
010-560-1036	HOURLY EMPLOYEE-MHDD DEPUTY	66,925.83	55,212.00	91,309.29	0.00
010-560-1040	HOURLY-PART TIME	14,042.32	19,656.00	12,095.97	45,000.00
010-560-1050	HOURLY-TEMPORARY-DISPATCHERS	11,036.21	0.00	0.00	0.00
010-560-1051	HOURLY-TEMPORARY-JAILERS	6,057.13	0.00	0.00	0.00
010-560-1110	PHONE ALLOWANCE	20,256.00	4,000.00	3,795.00	0.00
010-560-1140	OVERTIME	0.00	75,000.00	117,240.77	120,000.00
010-560-1150	COUNTY STIPEND	0.00	0.00	825.00	0.00
010-560-1500	STATE SUPPLEMENT	0.00	6,563.00	0.00	0.00
010-560-1600	LONGEVITY	103,075.00	86,900.00	75,270.76	91,000.00
010-560-2010	SOCIAL SECURITY	204,300.36	134,150.00	128,478.89	177,000.00
010-560-2020	GROUP INSURANCE	522,317.18	347,130.00	282,908.38	432,775.00
010-560-2030	RETIREMENT	213,127.38	149,050.00	135,124.00	177,000.00
010-560-2060	TERM LIFE INSURANCE	6,339.17	3,500.00	3,388.96	4,600.00
010-560-3110	POSTAGE	917.37	6,000.00	6,000.00	6,000.00
010-560-3250	OPERATING SUPPLIES	85,162.56	52,500.00	35,468.96	63,600.00
010-560-3260	NARCOTICS FUNDS	0.00	3,000.00	2,500.00	15,000.00
010-560-3280	TIRES	13,699.44	18,000.00	13,590.28	18,000.00
010-560-3300	FUEL	164,506.36	210,000.00	165,021.10	210,000.00
010-560-3350	FOOD FOR PRISONERS	155,430.81	0.00	0.00	0.00
010-560-4200	TELEPHONE/INTERNET	38,450.16	0.00	0.00	0.00
010-560-4300	TRAVEL/TRAINING/MILEAGE	22,838.70	26,000.00	20,709.08	30,000.00
010-560-4500	VEHICLE INSTALLS	0.00	16,000.00	0.00	16,000.00
010-560-4510	VEHICLE MAINTENANCE	156,758.72	140,000.00	103,654.52	165,000.00
010-560-4520	MAINTENANCE & REPAIR	42,724.54	50,000.00	3,256.73	50,000.00
010-560-4600	EQUIPMENT LEASE	0.00	8,000.00	0.00	8,000.00
010-560-4680	UNIFORMS	19,201.27	25,200.00	9,022.61	35,000.00
010-560-4800	INMATE MEDICAL	146,299.98	0.00	0.00	0.00
010-560-4810	PRISONER HOUSING	432,579.00	0.00	0.00	0.00
010-560-4820	VICTIM MEDICAL EXAMINATIONS	0.00	5,000.00	0.00	5,000.00
010-560-4840	PRISONER TRANSFER	1,832.60	0.00	0.00	0.00
010-560-5750	MACHINERY & EQUIPMENT	50,862.00	61,048.00	11,444.10	6,500.00
010-560-5760	CAPITAL OUTLAY	0.00	541,200.00	311,190.56	625,000.00
<b>DEPARTMENT: 560 - SHERIFF Total:</b>		<b>4,983,354.98</b>	<b>3,639,626.00</b>	<b>2,948,850.81</b>	<b>4,344,490.00</b>

Fund		2022-2023	2023-2024	2023-2024	2024-2025
		Total Activity	Total Budget	Total Activity	Total Budget
<b>DEPARTMENT: 561 - COUNTY JAIL</b>					
010-561-1020	EXEMPT EMPLOYEE	0.00	55,084.00	50,493.63	58,487.00
010-561-1030	HOURLY EMPLOYEE	0.00	485,000.00	326,023.01	576,765.00
010-561-1050	HOURLY-TEMPORARY	0.00	19,656.00	6,220.53	20,904.00
010-561-1140	OVERTIME	0.00	30,000.00	32,761.73	40,000.00
010-561-1600	LONGEVITY	0.00	13,800.00	4,483.30	10,250.00
010-561-2010	SOCIAL SECURITY	0.00	50,350.00	31,824.12	55,000.00
010-561-2020	GROUP INSURANCE	0.00	179,550.00	96,645.56	173,110.00
010-561-2030	RETIREMENT	0.00	55,950.00	32,767.61	55,200.00
010-561-2060	TERM LIFE INSURANCE	0.00	1,600.00	826.04	1,400.00
010-561-3250	OPERATING SUPPLIES	0.00	40,000.00	22,331.91	40,000.00
010-561-3350	FOOD FOR PRISONERS	0.00	190,000.00	114,893.01	190,000.00
010-561-4300	TRAVEL/TRAINING/MILEAGE	0.00	6,800.00	2,865.76	5,000.00
010-561-4800	INMATE MEDICAL	0.00	190,000.00	187,827.78	196,000.00
010-561-4810	PRISONER HOUSING	0.00	450,000.00	408,418.00	500,000.00
010-561-4840	PRISONER TRANSPORT	0.00	2,000.00	702.03	2,000.00
<b>DEPARTMENT: 561 - COUNTY JAIL Total:</b>		<b>0.00</b>	<b>1,769,790.00</b>	<b>1,319,084.02</b>	<b>1,924,116.00</b>

**DEPARTMENT: 562 - DISPATCH**

010-562-1020	EXEMPT EMPLOYEE	0.00	48,407.00	52,919.54	58,487.00
010-562-1030	HOURLY EMPLOYEE	0.00	402,975.00	362,438.09	458,800.00
010-562-1050	HOURLY-TEMPORARY	0.00	19,656.00	9,902.78	20,904.00
010-562-1100	VEHICLE ALLOWANCE	0.00	2,500.00	2,291.63	2,500.00
010-562-1140	OVERTIME	0.00	90,000.00	38,119.59	50,000.00
010-562-1600	LONGEVITY	0.00	28,950.00	22,661.51	32,850.00
010-562-2010	SOCIAL SECURITY	0.00	42,900.00	36,281.76	48,000.00
010-562-2020	GROUP INSURANCE	0.00	131,670.00	97,589.03	136,015.00
010-562-2030	RETIREMENT	0.00	47,600.00	37,743.85	48,000.00
010-562-2060	TERM LIFE INSURANCE	0.00	1,200.00	950.63	1,350.00
010-562-3250	OPERATING SUPPLIES	0.00	7,500.00	432.73	7,500.00
010-562-4300	TRAVEL/TRAINING/MILEAGE	0.00	6,000.00	1,984.57	6,000.00
010-562-5750	MACHINERY & EQUIPMENT	0.00	2,500.00	0.00	2,500.00
010-562-5760	CAPITAL OUTLAY	0.00	8,000.00	0.00	13,000.00
<b>DEPARTMENT: 562 - DISPATCH Total:</b>		<b>0.00</b>	<b>839,858.00</b>	<b>663,315.71</b>	<b>885,906.00</b>

**DEPARTMENT: 580 - OFFICE OF EMERGENCY MANAGEMENT**

010-580-1020	EXEMPT EMPLOYEE	49,999.92	52,000.00	47,666.63	56,937.00
010-580-1040	HOURLY-PART TIME	90.84	19,656.00	121.12	20,904.00
010-580-1110	PHONE ALLOWANCE	1,080.00	1,080.00	440.00	1,080.00
010-580-1600	LONGEVITY	1,800.00	2,400.00	2,200.00	3,000.00
010-580-2010	SOCIAL SECURITY	4,052.21	5,750.00	3,613.90	6,300.00
010-580-2020	GROUP INSURANCE	11,501.60	11,950.00	10,951.71	12,365.00
010-580-2030	RETIREMENT	4,170.84	6,400.00	3,926.29	6,300.00
010-580-2060	TERM LIFE INSURANCE	124.63	160.00	99.04	164.00
010-580-3250	OPERATING SUPPLIES	1,349.80	2,500.00	931.55	2,500.00
010-580-3300	FUEL	3,731.54	5,000.00	2,996.04	5,000.00
010-580-3351	VEHICLE SUPPLIES	0.00	2,000.00	0.00	0.00
010-580-4300	TRAVEL/TRAINING/MILEAGE	1,102.63	2,000.00	200.00	2,000.00
010-580-4400	MILEAGE	0.00	250.00	0.00	0.00
010-580-4510	VEHICLE MAINTENANCE	1,355.25	3,000.00	6,685.27	3,000.00
010-580-5700	EMERGENCY OPERATIONS CENTER	0.00	1,000.00	0.00	12,000.00
010-580-5750	MACHINERY & EQUIPMENT	3,788.36	12,000.00	1,651.43	1,000.00
<b>DEPARTMENT: 580 - OFFICE OF EMERGENCY MANAGEMENT Total:</b>		<b>84,147.62</b>	<b>127,146.00</b>	<b>81,482.98</b>	<b>132,550.00</b>

Fund		2022-2023	2023-2024	2023-2024	2024-2025
		Total Activity	Total Budget	Total Activity	Total Budget
<b>DEPARTMENT: 665 - AGRILIFE EXTENSION SERVICE</b>					
010-665-1020	EXEMPT	62,757.79	69,911.00	64,085.12	76,307.00
010-665-1030	HOURLY EMPLOYEE	0.00	0.00	11,511.44	76,500.00
010-665-1031	HOURLY EMPLOYEE-SECRETARY	61,706.10	69,700.00	49,469.87	0.00
010-665-1110	PHONE ALLOWANCE	960.00	960.00	1,320.00	1,440.00
010-665-1600	LONGEVITY	7,150.00	10,500.00	9,029.13	13,450.00
010-665-2010	SOCIAL SECURITY	10,120.53	11,560.00	10,296.40	12,900.00
010-665-2020	GROUP INSURANCE	12,472.44	23,900.00	20,907.81	24,730.00
010-665-2030	RETIREMENT	5,218.60	6,400.00	5,137.71	6,400.00
010-665-2060	TERM LIFE INSURANCE	156.26	155.00	129.05	166.00
010-665-3110	POSTAGE	156.00	175.00	174.76	175.00
010-665-3250	OPERATING SUPPLIES	302.37	1,750.00	1,259.36	1,250.00
010-665-4200	TELEPHONE/INTERNET	2,905.47	0.00	0.00	0.00
010-665-4300	TRAVEL/TRAINING/MILEAGE	39,775.66	0.00	25,871.24	65,000.00
010-665-4400	MILEAGE	0.00	65,000.00	13,544.89	0.00
010-665-4520	MAINTENANCE & REPAIR	0.00	250.00	0.00	250.00
010-665-4600	EQUIPMENT LEASE	0.00	2,500.00	0.00	2,500.00
010-665-5750	MACHINERY AND EQUIPMENT	0.00	1,100.00	0.00	1,600.00
<b>DEPARTMENT: 665 - AGRILIFE EXTENSION SERVICE Total:</b>		<b>203,681.22</b>	<b>263,861.00</b>	<b>212,736.78</b>	<b>282,668.00</b>
<b>DEPARTMENT: 690 - GRANTS</b>					
010-690-4860	UNALLOCATED	0.00	159,000.00	15,861.45	125,000.00
010-690-5600	CAPCOG SO EQUIPMENT	1,000,531.80	250,500.00	167,545.30	135,000.00
010-690-5610	CAPCOG RADIOS	100,000.00	0.00	0.00	0.00
010-690-5620	GENERATOR GRANT	0.00	123,100.00	0.00	0.00
010-690-5630	TEDM- EMERGENCY OP CENTER	0.00	0.00	7,831.44	0.00
<b>DEPARTMENT: 690 - GRANTS Total:</b>		<b>1,100,531.80</b>	<b>532,600.00</b>	<b>191,238.19</b>	<b>260,000.00</b>
<b>DEPARTMENT: 695 - LOCAL ASSISTANCE</b>					
010-695-4040	D.P.S. CONTINGENCY	0.00	1,000.00	0.00	0.00
010-695-4050	JUVENILE DETENTION	1,800.00	8,500.00	2,030.00	8,500.00
010-695-4060	LLANO DRUG ALLIANCE	2,000.00	2,000.00	0.00	2,000.00
010-695-4070	CSCD 33RD/424TH JD	7,575.85	10,000.00	6,847.24	10,000.00
010-695-4080	PREDATOR CONTROL	50,000.00	50,000.00	50,000.00	80,000.00
010-695-4090	33RD JUDICIAL DIST JUV PROB	81,259.48	90,500.00	90,238.94	101,000.00
010-695-4100	WORKFORCE NETWORK	0.00	20,000.00	0.00	20,000.00
010-695-4110	ANIMAL SHELTER	100,000.00	200,000.00	200,000.00	110,000.00
010-695-4130	SOIL & WATER CONSERVATION DIST	15,000.00	45,000.00	45,000.00	45,000.00
010-695-4150	SENIOR CITIZENS	10,000.00	10,000.00	10,000.00	10,000.00
010-695-4160	THE HOP	0.00	155,000.00	155,335.00	155,000.00
010-695-4170	REGIONAL COURT COST	981.00	2,500.00	3,606.01	2,500.00
010-695-4180	FAMILY CRISIS CENTER	2,000.00	2,000.00	2,000.00	2,000.00
010-695-4190	LLANO CO HISTORICAL COMM	800.00	800.00	800.00	800.00
<b>DEPARTMENT: 695 - LOCAL ASSISTANCE Total:</b>		<b>271,416.33</b>	<b>597,300.00</b>	<b>565,857.19</b>	<b>546,800.00</b>
<b>DEPARTMENT: 700 - TRANSFERS</b>					
010-700-0200	LIBRARY EXPENDITURES	351,915.00	500,000.00	400,000.00	725,000.00
010-700-0950	TRANS TO LA FUND	163.00	0.00	0.00	0.00
<b>DEPARTMENT: 700 - TRANSFERS Total:</b>		<b>352,078.00</b>	<b>500,000.00</b>	<b>400,000.00</b>	<b>725,000.00</b>
<b>Expense Total:</b>		<b>16,597,965.19</b>	<b>21,270,624.00</b>	<b>15,769,209.80</b>	<b>23,409,465.00</b>
<b>Fund: 010 - GENERAL FUND Surplus (Deficit):</b>		<b>1,340,460.61</b>	<b>-3,464,546.00</b>	<b>2,514,029.15</b>	<b>-4,371,994.00</b>

Fund		2022-2023	2023-2024	2023-2024	2024-2025
		Total Activity	Total Budget	Total Activity	Total Budget
<b>Fund: 015 - ROAD &amp; BRIDGE FUND</b>					
<b>Revenue</b>					
015-310-3101	CURRENT PROPERTY TAX REVENUE	1,699,534.93	1,961,971.00	1,952,293.43	2,183,657.00
015-310-3102	DELINQUENT PROPERTY TAX REVENUE	7,441.40	10,000.00	10,530.08	10,000.00
015-310-3103	PENALTY & INTEREST ON TAXES	14,872.56	12,000.00	15,678.41	12,000.00
015-320-3207	STATE LATERAL ROAD REVENUE	21,766.94	22,000.00	21,919.52	20,000.00
015-320-3208	GROSS WEIGHT/AXLE WEIGHT FEE	43,004.75	40,000.00	42,980.16	40,000.00
015-340-3435	ROAD CUT PERMITS	11,000.00	10,000.00	8,500.00	10,000.00
015-340-3444	MOTOR VEHICLE FEES	340,031.33	360,000.00	374,574.60	360,000.00
015-340-3446	TAX COLLECTOR FEES AG PROTEST	272.13	200.00	470.34	200.00
015-340-3458	SALES & USE TAX VEHICLE	95,092.85	75,000.00	105,376.64	75,000.00
015-340-3459	OPTIONAL VEHICLE LICENSE FEES	274,508.69	230,000.00	216,156.90	200,000.00
015-360-3610	INTEREST	83,425.33	75,000.00	100,372.88	75,000.00
015-360-3620	MISC REVENUE	68,577.26	10,000.00	2,997.85	25,000.00
015-360-3650	SALE OF ASSETS	19,744.85	10,000.00	81,900.00	0.00
<b>Revenue Total:</b>		<b>2,679,273.02</b>	<b>2,816,171.00</b>	<b>2,933,750.81</b>	<b>3,010,857.00</b>
<b>Expense</b>					
<b>DEPARTMENT: 611 - ROAD &amp; BRIDGE</b>					
015-611-1020	EXEMPT	64,791.58	58,422.00	43,816.50	61,959.00
015-611-1030	HOURLY EMPLOYEE	739,908.38	740,362.00	688,059.53	836,800.00
015-611-1110	PHONE ALLOWANCE	3,760.00	3,360.00	3,000.00	3,360.00
015-611-1600	LONGEVITY	112,600.00	118,100.00	96,541.63	122,150.00
015-611-1980	CDL ENDORSEMENT PAY	41,831.66	40,000.00	36,331.93	42,000.00
015-611-2010	SOCIAL SECURITY	72,284.71	73,500.00	66,188.80	81,650.00
015-611-2020	GROUP INSURANCE	237,672.72	250,900.00	216,047.37	247,300.00
015-611-2030	RETIREMENT	76,028.71	81,650.00	67,921.49	81,329.00
015-611-2040	WORKER'S COMPENSATION	16,910.88	20,000.00	931.00	25,000.00
015-611-2050	UNEMPLOYMENT INSURANCE	1,383.14	4,000.00	899.55	4,000.00
015-611-2060	TERM LIFE INSURANCE	2,268.45	1,950.00	1,714.40	2,135.00
015-611-3110	POSTAGE	0.00	150.00	0.00	150.00
015-611-3250	OPERATING SUPPLIES	50,372.21	76,000.00	36,427.69	80,000.00
015-611-3280	TIRES	29,915.53	30,000.00	18,254.96	30,000.00
015-611-3300	FUEL	215,447.57	195,000.00	175,068.72	260,000.00
015-611-3330	ROAD MATERIALS	683,041.79	800,000.00	652,312.84	800,000.00
015-611-3340	CATTLEGUARDS	20,400.00	31,000.00	27,200.00	35,000.00
015-611-3880	SIGNS	0.00	0.00	0.00	10,000.00
015-611-4200	TELEPHONE/INTERNET	3,190.86	6,100.00	6,188.77	6,500.00
015-611-4250	UTILITIES	12,387.06	14,000.00	14,676.02	14,000.00
015-611-4300	TRAVEL	0.00	8,000.00	0.00	16,500.00
015-611-4510	VEHICLE MAINTENANCE	65,713.31	105,000.00	65,472.88	80,000.00
015-611-4520	MAINTENANE & REPAIR	84,704.48	170,000.00	125,232.97	134,000.00
015-611-4550	COMPUTER MAINTENANCE	0.00	6,500.00	0.00	6,500.00
015-611-4600	EQUIPMENT LEASE	2,673.84	6,000.00	4,334.77	2,500.00
015-611-4680	UNIFORMS	12,707.50	17,500.00	15,784.58	15,000.00
015-611-4860	UNALLOCATED	0.00	10,000.00	7,768.81	60,000.00
015-611-4950	RECYCLE EXPENSE	1,074.00	5,000.00	1,848.50	6,000.00
015-611-4960	MISCELLANEOUS EXPENSE	1,372.61	2,100.00	112.40	2,100.00
015-611-5300	LAND & BUILDINGS EXPENSE	0.00	6,000.00	1,026.00	7,000.00
015-611-5760	CAPITAL OUTLAY	82,206.31	95,000.00	63,785.92	0.00
015-611-6000	PRINCIPLE-RIGHT TO USE	0.00	0.00	0.00	3,001.00
015-611-6200	INTEREST-RIGHT TO USE	0.00	0.00	0.00	659.00
<b>DEPARTMENT: 611 - ROAD &amp; BRIDGE Total:</b>		<b>2,634,647.30</b>	<b>2,975,594.00</b>	<b>2,436,948.03</b>	<b>3,076,593.00</b>
<b>Expense Total:</b>		<b>2,634,647.30</b>	<b>2,975,594.00</b>	<b>2,436,948.03</b>	<b>3,076,593.00</b>
<b>Fund: 015 - ROAD &amp; BRIDGE FUND Surplus (Deficit):</b>		<b>44,625.72</b>	<b>-159,423.00</b>	<b>496,802.78</b>	<b>65,736.00</b>

Fund		2022-2023	2023-2024	2023-2024	2024-2025
		Total Activity	Total Budget	Total Activity	Total Budget
<b>DEBT SERVICE:</b>					
<b>Fund: 060 - DEBT SERVICE FUND</b>					
<b>Revenue</b>					
060-310-3101	CURRENT PROPERTY TAX REVENUE	1,387,050.60	1,363,211.00	1,339,293.90	1,464,000.00
060-310-3102	DELINQUENT PROPERTY TAX REV	4,832.98	0.00	8,178.71	5,000.00
060-310-3103	PENALTY & INTEREST ON TAXES	11,035.18	0.00	11,022.54	5,000.00
060-360-3610	INTEREST	17,301.04	0.00	21,544.47	15,000.00
<b>Revenue Total:</b>		<b>1,420,219.80</b>	<b>1,363,211.00</b>	<b>1,380,039.62</b>	<b>1,489,000.00</b>
<b>Expense</b>					
<b>DEPARTMENT: 680 - DEBT SERVICE</b>					
060-680-6350	SERIES 2019 TAX NOTES	570,000.00	585,000.00	585,000.00	605,000.00
060-680-6360	SERIES 2021 TAX NOTES	525,000.00	525,000.00	525,000.00	525,000.00
060-680-6370	SERIES 2023 TAX NOTES	0.00	200,000.00	200,000.00	205,000.00
060-680-6750	INTEREST 2019 TAX NOTES	32,786.75	23,750.00	23,748.88	14,500.00
060-680-6760	INTEREST 2021 TAX NOTES	41,986.73	38,575.00	38,571.60	34,600.00
060-680-6770	INTEREST 2023 TAX NOTES	0.00	147,200.00	147,166.23	151,000.00
060-680-6920	BOND AND ADMIN FEES	400.00	1,200.00	568.72	1,200.00
<b>DEPARTMENT: 680 - DEBT SERVICE Total:</b>		<b>1,170,173.48</b>	<b>1,520,725.00</b>	<b>1,520,055.43</b>	<b>1,536,300.00</b>
<b>Expense Total:</b>		<b>1,170,173.48</b>	<b>1,520,725.00</b>	<b>1,520,055.43</b>	<b>1,536,300.00</b>
<b>Fund: 060 - DEBT SERVICE FUND Surplus (Deficit):</b>		<b>250,046.32</b>	<b>-157,514.00</b>	<b>-140,015.81</b>	<b>-47,300.00</b>

Fund		2022-2023	2023-2024	2023-2024	2024-2025
		Total Activity	Total Budget	Total Activity	Total Budget
<b>OTHER FUNDS:</b>					
<b>Fund: 020 - LIBRARY FUND</b>					
<b>Revenue</b>					
020-340-3420	LATE BOOK FINES	1,095.92	1,500.00	1,676.05	1,500.00
020-340-3421	LOST BOOK FEES	142.96	200.00	180.40	200.00
020-340-3422	MEETING ROOM FEES	1,250.00	1,000.00	1,435.00	1,000.00
020-340-3423	COPIER/FAX CHARGES	6,132.64	6,000.00	5,476.94	5,000.00
020-360-3620	MISC. REVENUE	619.40	500.00	256.00	500.00
020-370-3722	LLANO DONATIONS	11,615.49	0.00	0.00	0.00
020-370-3723	K'LAND DONATIONS	1,590.00	0.00	0.00	0.00
020-370-3724	L'SHORE DONATIONS	400.00	0.00	0.00	0.00
020-390-1000	TRANSFER FROM GENERAL FUND	351,915.00	500,000.00	400,000.00	725,000.00
<b>Revenue Total:</b>		<b>374,761.41</b>	<b>509,200.00</b>	<b>409,024.39</b>	<b>733,200.00</b>
<b>Expense</b>					
020-650-1020	APPOINTED OFFICIAL	46,545.00	48,407.00	44,373.12	52,705.00
020-650-1021	EXEMPT EMPLOYEE	56,130.25	0.00	0.00	0.00
020-650-1030	HOURLY EMPLOYEE-LLANO	26,484.06	33,384.00	30,453.28	36,498.00
020-650-1031	HOURLY EMPLOYEE-KINGSLAND	40,651.78	66,659.00	56,290.89	72,996.00
020-650-1032	HOURLY EMPLOYEE-LAKESHORE	0.00	40,617.00	37,232.11	43,442.00
020-650-1040	HOURLY-PART TIME-LLANO	23,811.43	39,312.00	22,215.36	67,100.00
020-650-1041	HOURLY-PART TIME-KINGSLAND	11,892.46	39,312.00	25,243.29	20,910.00
020-650-1042	HOURLY-PART TIME-LAKESHORE	23,588.09	19,656.00	33,204.91	41,810.00
020-650-1100	VEHICLE ALLOWANCE	1,800.00	1,800.00	1,570.00	1,320.00
020-650-1110	PHONE ALLOWANCE	0.00	0.00	80.00	480.00
020-650-1600	LONGEVITY	14,300.00	18,550.00	15,900.00	21,550.00
020-650-2010	SOCIAL SECURITY	18,695.07	23,550.00	20,223.45	27,500.00
020-650-2020	GROUP INSURANCE	43,100.61	59,740.00	42,811.23	61,825.00
020-650-2030	RETIREMENT	19,400.24	26,200.00	20,810.14	27,500.00
020-650-2060	TERM LIFE INSURANCE	575.25	625.00	524.42	716.00
020-650-3060	LLANO BOOKS	1,659.20	7,000.00	4,093.62	7,000.00
020-650-3061	LLANO SUPPLIES	4,572.80	4,600.00	4,495.36	4,600.00
020-650-3070	KINGSLAND BOOKS	1,659.20	7,000.00	4,093.62	7,000.00
020-650-3071	KINGSLAND SUPPLIES	4,488.95	4,600.00	4,734.91	4,600.00
020-650-3080	LAKESHORE BOOKS	829.60	4,000.00	2,051.79	4,000.00
020-650-3081	LAKESHORE SUPPLIES	2,285.28	2,300.00	2,282.70	2,300.00
020-650-3110	POSTAGE	2,200.00	2,200.00	0.00	2,200.00
020-650-3160	LLANO DONATION EXPENSES	11,615.49	0.00	-1,688.21	0.00
020-650-3170	KINGSLAND DONATION EXPENSES	1,560.66	0.00	0.00	0.00
020-650-3180	LAKESHORE DONATION EXPENSES	392.89	0.00	0.00	0.00
020-650-4200	TELEPHONE/INTERNET	5,935.44	6,750.00	9,515.23	0.00
020-650-4260	UTILITIES LLANO LIBRARY	0.00	0.00	0.00	18,000.00
020-650-4270	UTILITIES KINGSLAND LIBRARY	0.00	0.00	0.00	14,000.00
020-650-4280	UTILITIES LAKESHORE LIBRARY	0.00	0.00	0.00	500.00
020-650-4300	TRAVEL/TRAINING/MILEAGE	0.00	1,800.00	0.00	1,000.00
020-650-4400	MILEAGE	0.00	2,000.00	91.58	3,000.00
020-650-4520	MAINTENANCE & REPAIR	3,500.00	5,300.00	3,650.00	0.00
020-650-4600	EQUIPMENT LEASE	4,606.46	6,552.00	5,211.28	0.00
020-650-4700	PROFESSIONAL SERVICES	0.00	445.00	0.00	0.00
020-650-5550	BUILDING IMPROVEMENTS	0.00	0.00	0.00	200,000.00
020-650-6000	PRINCIPLE-RIGHT TO USE	2,237.00	0.00	0.00	0.00
020-650-6200	INTEREST-RIGHT TO USE	244.00	0.00	0.00	0.00
<b>DEPARTMENT: 650 - LIBRARY Total:</b>		<b>374,761.21</b>	<b>472,359.00</b>	<b>389,464.08</b>	<b>744,552.00</b>
<b>Expense Total:</b>		<b>374,761.21</b>	<b>472,359.00</b>	<b>389,464.08</b>	<b>744,552.00</b>
<b>Fund: 020 - LIBRARY FUND Surplus (Deficit):</b>		<b>0.20</b>	<b>36,841.00</b>	<b>19,560.31</b>	<b>-11,352.00</b>



Fund		2022-2023	2023-2024	2023-2024	2024-2025
		Total Activity	Total Budget	Total Activity	Total Budget
<b>Fund: 025 - INDIGENT HEALTH FUND</b>					
<b>Revenue</b>					
025-360-3630	LEASE PROCEEDS	1,033,000.00	1,033,000.00	1,033,000.00	1,033,000.00
<b>Revenue Total:</b>		<b>1,033,000.00</b>	<b>1,033,000.00</b>	<b>1,033,000.00</b>	<b>1,033,000.00</b>
<b>Expense</b>					
<b>DEPARTMENT: 595 - INDIGENT HEALTH CARE</b>					
025-595-1110	PHONE ALLOWANCE	826.10	600.00	550.00	600.00
025-595-1150	COUNTY STIPEND	6,499.92	6,500.00	5,958.26	6,500.00
025-595-2010	SOCIAL SECURITY	472.47	550.00	400.27	550.00
025-595-2030	RETIREMENT	516.57	610.00	382.53	550.00
025-595-2060	TERM LIFE INSURANCE	15.42	15.00	9.75	15.00
025-595-4300	TRAVEL	0.00	1,500.00	397.95	1,500.00
025-595-4550	COMPUTER MAINTENANCE	12,708.00	14,500.00	12,708.00	14,500.00
025-595-4800	INMATE MEDICAL	35,872.87	130,000.00	46,196.70	130,000.00
025-595-4960	MISCELLANEOUS EXPENSE-IGT	0.00	0.00	0.00	150,000.00
025-595-7000	IHC ELIGIBLE EXPENSES	900,498.05	883,000.00	1,009,435.92	883,000.00
<b>DEPARTMENT: 595 - INDIGENT HEALTH CARE Total:</b>		<b>957,409.40</b>	<b>1,037,275.00</b>	<b>1,076,039.38</b>	<b>1,187,215.00</b>
<b>Expense Total:</b>		<b>957,409.40</b>	<b>1,037,275.00</b>	<b>1,076,039.38</b>	<b>1,187,215.00</b>
<b>Fund: 025 - INDIGENT HEALTH FUND Surplus (Deficit):</b>		<b>75,590.60</b>	<b>-4,275.00</b>	<b>-43,039.38</b>	<b>-154,215.00</b>

<b>Fund: 055 - ARPA FUND</b>					
<b>Revenue</b>					
055-320-3215	ROF AMERICAN RELIEF ACT	276,341.25	0.00	0.00	0.00
055-360-3610	INTEREST	150,658.51	120,000.00	161,260.65	50,000.00
<b>Revenue Total:</b>		<b>426,999.76</b>	<b>120,000.00</b>	<b>161,260.65</b>	<b>50,000.00</b>
<b>Expense</b>					
<b>DEPARTMENT: 690 - GRANTS</b>					
055-690-4700	PROF SRVS INTERNET MAP	19,077.26	46,580.00	27,212.42	26,750.00
055-690-4860	UNALLOCATED	0.00	98,625.00	98,621.05	924,000.00
055-690-5100	HSB ALLOCATION	0.00	1,000,000.00	551,477.06	448,523.00
055-690-5400	LC HEALTH AUTHORITY	42,000.00	0.00	0.00	0.00
055-690-5500	NEW CONSTRUCTION	0.00	1.73	0.00	0.00
055-690-5550	BUILDING IMPROVEMENTS	0.00	66,000.00	0.00	0.00
055-690-5700	NEW VEHICLES	198,743.50	356,250.00	375,392.10	0.00
055-690-5760	CAPITAL OUTLAY	167,179.00	1,899,871.27	895,155.88	269,244.00
<b>DEPARTMENT: 690 - GRANTS Total:</b>		<b>426,999.76</b>	<b>3,467,328.00</b>	<b>1,947,858.51</b>	<b>1,668,517.00</b>
<b>Expense Total:</b>		<b>426,999.76</b>	<b>3,467,328.00</b>	<b>1,947,858.51</b>	<b>1,668,517.00</b>
<b>Fund: 055 - ARPA FUND Surplus (Deficit):</b>		<b>0.00</b>	<b>-3,347,328.00</b>	<b>-1,786,597.86</b>	<b>-1,618,517.00</b>

<b>Fund: 056 - OPIOD SETTLEMENT FUND</b>					
<b>Revenue</b>					
056-320-3209	OPIOD SETTLEMENT	36,304.03	0.00	0.00	0.00
056-360-3610	INTEREST	0.00	0.00	7,062.68	3,000.00
<b>Revenue Total:</b>		<b>36,304.03</b>	<b>0.00</b>	<b>7,062.68</b>	<b>3,000.00</b>
<b>Expense</b>					
<b>DEPARTMENT: 690 - GRANTS</b>					
056-690-3250	OPERATING SUPPLIES	1,441.23	2,300.00	555.29	2,300.00
056-690-4300	TRAVEL	6,732.46	0.00	0.00	0.00
056-690-5310	K9 EXPENSES	1,838.00	6,500.00	0.00	6,500.00
<b>DEPARTMENT: 690 - GRANTS Total:</b>		<b>10,011.69</b>	<b>8,800.00</b>	<b>555.29</b>	<b>8,800.00</b>
<b>Expense Total:</b>		<b>10,011.69</b>	<b>8,800.00</b>	<b>555.29</b>	<b>8,800.00</b>
<b>Fund: 056 - OPIOD SETTLEMENT FUND Surplus (Deficit):</b>		<b>26,292.34</b>	<b>-8,800.00</b>	<b>6,507.39</b>	<b>-5,800.00</b>

Fund	2022-2023		2023-2024		2023-2024		2024-2025	
		Total Activity	Total Budget	Total Activity	Total Budget	Total Activity	Total Budget	
<b>Fund: 092 - CHILD ADVOCACY FUND</b>								
<b>Revenue</b>								
092-320-3212	TX COMPTROLLER UNCLAIMED PROP	77,113.60	0.00	17,379.92	0.00			
092-340-3406	CHILD SAFETY SEAT	46,997.41	20,000.00	34,578.00	0.00			
<b>Revenue Total:</b>		<b>124,111.01</b>	<b>20,000.00</b>	<b>51,957.92</b>	<b>0.00</b>			
<b>Expense</b>								
<b>DEPARTMENT: 695 - LOCAL ASSISTANCE</b>								
092-695-4910	CHILD WELFARE	10,000.00	50,000.00	50,000.00	50,000.00			
092-695-4920	HC CHILD ADVOCACY	10,000.00	100,000.00	100,000.00	100,000.00			
092-695-4940	CASA	0.00	50,000.00	0.00	50,000.00			
<b>DEPARTMENT: 695 - LOCAL ASSISTANCE Total:</b>		<b>20,000.00</b>	<b>200,000.00</b>	<b>150,000.00</b>	<b>200,000.00</b>			
<b>DEPARTMENT: 700 - TRANSFERS</b>								
092-700-0950	TRANSFER FROM LAF	-258,828.97	0.00	0.00	0.00			
<b>DEPARTMENT: 700 - TRANSFERS Total:</b>		<b>-258,828.97</b>	<b>0.00</b>	<b>0.00</b>	<b>0.00</b>			
<b>Expense Total:</b>		<b>-238,828.97</b>	<b>200,000.00</b>	<b>150,000.00</b>	<b>200,000.00</b>			
<b>Fund: 092 - CHILD ADVOCACY FUND Surplus (Deficit):</b>		<b>362,939.98</b>	<b>-180,000.00</b>	<b>-98,042.08</b>	<b>-200,000.00</b>			

<b>Fund: 093 - COMMUNITY CLEANUP FUND</b>								
<b>Revenue</b>								
093-320-3222	CAPCOG GRANT	32,700.85	20,000.00	0.00	20,000.00			
093-370-3790	DONATIONS	12,160.75	8,000.00	5,545.75	8,000.00			
093-390-0950	TRANSFER IN FROM LAF	41,034.24	0.00	0.00	0.00			
093-390-1000	TRANSFER IN FROM GENERAL FUND	0.00	7,000.00	0.00	15,000.00			
<b>Revenue Total:</b>		<b>85,895.84</b>	<b>35,000.00</b>	<b>5,545.75</b>	<b>43,000.00</b>			
<b>Expense</b>								
<b>DEPARTMENT: 409 - NON-DEPARTMENTAL</b>								
093-409-3250	OPERATING SUPPLIES	89.48	500.00	0.00	500.00			
093-409-4100	LIABILITY INSURANCE	0.00	750.00	0.00	750.00			
093-409-4740	COUNTY WIDE COLLECTION EVENT	1,396.90	34,750.00	19,200.78	41,750.00			
093-409-4950	DUMPSTER FEES	24,524.61	0.00	0.00	0.00			
<b>DEPARTMENT: 409 - NON-DEPARTMENTAL Total:</b>		<b>26,010.99</b>	<b>36,000.00</b>	<b>19,200.78</b>	<b>43,000.00</b>			
<b>Expense Total:</b>		<b>26,010.99</b>	<b>36,000.00</b>	<b>19,200.78</b>	<b>43,000.00</b>			
<b>Fund: 093 - COMMUNITY CLEANUP FUND Surplus (Deficit):</b>		<b>59,884.85</b>	<b>-1,000.00</b>	<b>-13,655.03</b>	<b>0.00</b>			

Fund		2022-2023	2023-2024	2023-2024	2024-2025
		Total Activity	Total Budget	Total Activity	Total Budget
<b>CAPITAL PROJECTS:</b>					
<b>Fund: 069 - 2023 TAX NOTE FUND</b>					
<b>Revenue</b>					
069-340-3498	RECEIPT OF FUNDS	4,000,000.00	0.00	0.00	0.00
069-360-3610	INTEREST	19,511.46	150,000.00	239,181.14	125,000.00
<b>Revenue Total:</b>		<b>4,019,511.46</b>	<b>150,000.00</b>	<b>239,181.14</b>	<b>125,000.00</b>
<b>Expense</b>					
<b>DEPARTMENT: 670 - TAX NOTES</b>					
069-670-4720	PROFESSIONAL SERVICES OTHER	41,650.00	950,000.00	398,630.79	450,000.00
069-670-4860	UNALLOCATED	0.00	0.00	0.00	350,000.00
069-670-5500	NEW CONSTRUCTION	0.00	1,625,000.00	0.00	1,625,000.00
069-670-5720	NEW R & B EQUIPMENT	0.00	250,000.00	116,539.45	0.00
069-670-5750	JAIL CAMERA SYSTEM	0.00	100,000.00	0.00	100,000.00
069-670-5760	CAPITAL OUTLAY	0.00	900,000.00	350,353.39	500,000.00
<b>DEPARTMENT: 670 - TAX NOTES Total:</b>		<b>41,650.00</b>	<b>3,825,000.00</b>	<b>865,523.63</b>	<b>3,025,000.00</b>
<b>Expense Total:</b>		<b>41,650.00</b>	<b>3,825,000.00</b>	<b>865,523.63</b>	<b>3,025,000.00</b>
<b>Fund: 069 - 2023 TAX NOTE FUND Surplus (Deficit):</b>		<b>3,977,861.46</b>	<b>-3,675,000.00</b>	<b>-626,342.49</b>	<b>-2,900,000.00</b>

<b>Fund: 071 - 2021 TAX NOTE FUND</b>					
<b>Revenue</b>					
071-360-3610	INTEREST	179,760.26	120,000.00	191,126.10	150,000.00
<b>Revenue Total:</b>		<b>179,760.26</b>	<b>120,000.00</b>	<b>191,126.10</b>	<b>150,000.00</b>
<b>Expense</b>					
<b>DEPARTMENT: 670 - TAX NOTES</b>					
071-670-4860	UNALLOCATED	0.00	20,681.05	0.00	310,000.00
071-670-5500	NEW CONSTRUCTION	60,200.93	2,230,599.68	180,193.89	2,075,000.00
071-670-5520	BUILDING EQUIPMENT UPGRADE	61,832.00	168,596.00	0.00	169,000.00
071-670-5550	BUILDING IMPROVEMENTS	15,525.55	0.00	0.00	0.00
071-670-5720	NEW R & B EQUIPMENT	395,708.39	0.00	0.00	0.00
071-670-5750	MACHINER & EQUIPMENT	145,408.98	0.00	0.00	0.00
071-670-5760	CAPITAL OUTLAY	382,762.68	820,123.27	844,249.68	0.00
<b>DEPARTMENT: 670 - TAX NOTES Total:</b>		<b>1,061,438.53</b>	<b>3,240,000.00</b>	<b>1,024,443.57</b>	<b>2,554,000.00</b>
<b>Expense Total:</b>		<b>1,061,438.53</b>	<b>3,240,000.00</b>	<b>1,024,443.57</b>	<b>2,554,000.00</b>
<b>Fund: 071 - 2021 TAX NOTE FUND Surplus (Deficit):</b>		<b>-881,678.27</b>	<b>-3,120,000.00</b>	<b>-833,317.47</b>	<b>-2,404,000.00</b>

Fund		2022-2023 Total Activity	2023-2024 Total Budget	2023-2024 Total Activity	2024-2025 Total Budget
<b>SPECIAL REVENUE FUNDS:</b>					
<b>Fund: 005 - HOTEL OCCUPANCY TAX FUND</b>					
<b>Revenue</b>					
005-310-3104	HOTEL OCCUPANCY TAX	435,338.24	400,000.00	426,218.71	425,000.00
005-360-3610	INTEREST	39,961.08	30,000.00	42,251.62	25,000.00
<b>Revenue Total:</b>		<b>475,299.32</b>	<b>430,000.00</b>	<b>468,470.33</b>	<b>450,000.00</b>
<b>Expense</b>					
<b>DEPARTMENT: 693 - HOT FUND EXPENDITURES</b>					
005-693-3710	PROFESSIONAL SERVICES	384,830.17	110,000.00	86,500.00	0.00
005-693-3720	GRANTS	136,944.00	490,000.00	640,505.03	523,000.00
<b>DEPARTMENT: 693 - HOT FUND EXPENDITURES Total:</b>		<b>521,774.17</b>	<b>600,000.00</b>	<b>727,005.03</b>	<b>523,000.00</b>
<b>Expense Total:</b>		<b>521,774.17</b>	<b>600,000.00</b>	<b>727,005.03</b>	<b>523,000.00</b>
<b>Fund: 005 - HOTEL OCCUPANCY TAX FUND Surplus (Deficit):</b>		<b>-46,474.85</b>	<b>-170,000.00</b>	<b>-258,534.70</b>	<b>-73,000.00</b>
<b>Fund: 008 - LCSO STATE SEIZURE FUND</b>					
<b>Revenue</b>					
008-320-3260	SEIZURE RECEIPTS	0.00	0.00	1,650.10	0.00
008-360-3610	INTEREST	467.83	0.00	79.47	100.00
<b>Revenue Total:</b>		<b>467.83</b>	<b>0.00</b>	<b>1,729.57</b>	<b>100.00</b>
<b>Expense</b>					
<b>DEPARTMENT: 560 - SHERIFF</b>					
008-560-3250	OPERATING SUPPLIES	0.00	950.00	0.00	2,500.00
008-560-5750	MACHINERY & EQUIPMENT	18,124.20	0.00	0.00	0.00
<b>DEPARTMENT: 560 - SHERIFF Total:</b>		<b>18,124.20</b>	<b>950.00</b>	<b>0.00</b>	<b>2,500.00</b>
<b>Expense Total:</b>		<b>18,124.20</b>	<b>950.00</b>	<b>0.00</b>	<b>2,500.00</b>
<b>Fund: 008 - LCSO STATE SEIZURE FUND Surplus (Deficit):</b>		<b>-17,656.37</b>	<b>-950.00</b>	<b>1,729.57</b>	<b>-2,400.00</b>
<b>Fund: 009 - LCSO FEDERAL SEIZURE FUND</b>					
<b>Expense</b>					
<b>DEPARTMENT: 565 - LCSO SEIZURE FUND</b>					
009-565-3250	OPERATING SUPPLIES	0.00	3,700.00	0.00	3,500.00
<b>DEPARTMENT: 565 - LCSO SEIZURE FUND Total:</b>		<b>0.00</b>	<b>3,700.00</b>	<b>0.00</b>	<b>3,500.00</b>
<b>Expense Total:</b>		<b>0.00</b>	<b>3,700.00</b>	<b>0.00</b>	<b>3,500.00</b>
<b>Fund: 009 - LCSO FEDERAL SEIZURE FUND Total:</b>		<b>0.00</b>	<b>3,700.00</b>	<b>0.00</b>	<b>3,500.00</b>
<b>Fund: 023 - COUNTY CLERK TRAINING FUND</b>					
<b>Revenue</b>					
023-340-3440	COUNTY CLERK FEES	0.00	0.00	516.60	500.00
023-390-0950	TRANSFER IN FROM LAF	0.00	0.00	12,334.80	0.00
<b>Revenue Total:</b>		<b>0.00</b>	<b>0.00</b>	<b>12,851.40</b>	<b>500.00</b>
<b>Expense</b>					
<b>DEPARTMENT: 403 - COUNTY CLERK</b>					
023-403-4300	TRAVEL	0.00	0.00	0.00	1,600.00
<b>DEPARTMENT: 403 - COUNTY CLERK Total:</b>		<b>0.00</b>	<b>0.00</b>	<b>0.00</b>	<b>1,600.00</b>
<b>Expense Total:</b>		<b>0.00</b>	<b>0.00</b>	<b>0.00</b>	<b>1,600.00</b>
<b>Fund: 023 - COUNTY CLERK TRAINING FUND Surplus (Deficit):</b>		<b>0.00</b>	<b>0.00</b>	<b>12,851.40</b>	<b>-1,100.00</b>

Fund		2022-2023	2023-2024	2023-2024	2024-2025
		Total Activity	Total Budget	Total Activity	Total Budget
<b>Fund: 024 - GUARDIANSHIP FUND</b>					
<b>Revenue</b>					
024-340-3440	COUNTY CLERK FEES	5,220.00	4,000.00	4,260.00	4,000.00
024-390-0950	TRANSFER IN FROM LAF	44,970.02	0.00	0.00	0.00
<b>Revenue Total:</b>		<b>50,190.02</b>	<b>4,000.00</b>	<b>4,260.00</b>	<b>4,000.00</b>
<b>Expense</b>					
<b>DEPARTMENT: 426 - COUNTY COURT</b>					
024-426-4024	COURT APPT GUARDIAN	0.00	48,000.00	0.00	45,000.00
<b>DEPARTMENT: 426 - COUNTY COURT Total:</b>		<b>0.00</b>	<b>48,000.00</b>	<b>0.00</b>	<b>45,000.00</b>
<b>Expense Total:</b>		<b>0.00</b>	<b>48,000.00</b>	<b>0.00</b>	<b>45,000.00</b>
<b>Fund: 024 - GUARDIANSHIP FUND Surplus (Deficit):</b>		<b>50,190.02</b>	<b>-44,000.00</b>	<b>4,260.00</b>	<b>-41,000.00</b>
<b>Fund: 027 - COURT REPORTER SERVICE FUND</b>					
<b>Revenue</b>					
027-340-3440	COUNTY CLERK FEES	5,258.30	4,000.00	4,011.64	4,000.00
027-340-3470	DISTRICT CLERK FEES	5,929.00	4,500.00	4,865.00	4,000.00
027-390-0950	TRANSFER IN FROM LAF	9,219.23	0.00	0.00	0.00
<b>Revenue Total:</b>		<b>20,406.53</b>	<b>8,500.00</b>	<b>8,876.64</b>	<b>8,000.00</b>
<b>Expense</b>					
<b>DEPARTMENT: 426 - COUNTY COURT</b>					
027-426-4020	COURT REPORTERS	8,700.00	11,000.00	10,800.00	10,000.00
<b>DEPARTMENT: 426 - COUNTY COURT Total:</b>		<b>8,700.00</b>	<b>11,000.00</b>	<b>10,800.00</b>	<b>10,000.00</b>
<b>Expense Total:</b>		<b>8,700.00</b>	<b>11,000.00</b>	<b>10,800.00</b>	<b>10,000.00</b>
<b>Fund: 027 - COURT REPORTER SERVICE FUND Surplus (Deficit):</b>		<b>11,706.53</b>	<b>-2,500.00</b>	<b>-1,923.36</b>	<b>-2,000.00</b>
<b>Fund: 028 - LANGUAGE ACCESS FUND</b>					
<b>Revenue</b>					
028-340-3440	COUNTY CLERK FEES	630.00	500.00	333.00	500.00
028-340-3470	DISTRICT CLERK FEES	711.00	500.00	582.00	500.00
028-340-3480	JUSTICE COURT FEES	915.00	800.00	1,047.00	1,000.00
028-390-0950	TRANSFER IN FROM LAF	1,706.96	0.00	0.00	0.00
<b>Revenue Total:</b>		<b>3,962.96</b>	<b>1,800.00</b>	<b>1,962.00</b>	<b>2,000.00</b>
<b>Expense</b>					
<b>DEPARTMENT: 436 - JUDICIAL SERVICES</b>					
028-436-4028	TRANSLATORS	0.00	4,000.00	330.00	4,000.00
<b>DEPARTMENT: 436 - JUDICIAL SERVICES Total:</b>		<b>0.00</b>	<b>4,000.00</b>	<b>330.00</b>	<b>4,000.00</b>
<b>Expense Total:</b>		<b>0.00</b>	<b>4,000.00</b>	<b>330.00</b>	<b>4,000.00</b>
<b>Fund: 028 - LANGUAGE ACCESS FUND Surplus (Deficit):</b>		<b>3,962.96</b>	<b>-2,200.00</b>	<b>1,632.00</b>	<b>-2,000.00</b>

Fund		2022-2023	2023-2024	2023-2024	2024-2025
		Total Activity	Total Budget	Total Activity	Total Budget
<b>Fund: 029 - PRETRIAL INTERVENTION FUND</b>					
<b>Revenue</b>					
029-340-3430	COUNTY ATTORNEY FEES	9,520.00	0.00	7,050.00	7,000.00
029-390-0950	TRANSFER IN FROM LAF	47,020.62	0.00	0.00	0.00
<b>Revenue Total:</b>		<b>56,540.62</b>	<b>0.00</b>	<b>7,050.00</b>	<b>7,000.00</b>
<b>Expense</b>					
<b>DEPARTMENT: 475 - COUNTY ATTORNEY</b>					
029-475-3250	OPERATING SUPPLIES	0.00	600.00	0.00	1,000.00
029-475-4860	UNALLOCATED	0.00	10,000.00	0.00	10,000.00
029-475-5750	MACHINERY & EQUIPMENT	0.00	120.00	0.00	3,500.00
<b>DEPARTMENT: 475 - COUNTY ATTORNEY Total:</b>		<b>0.00</b>	<b>10,720.00</b>	<b>0.00</b>	<b>14,500.00</b>
<b>Expense Total:</b>		<b>0.00</b>	<b>10,720.00</b>	<b>0.00</b>	<b>14,500.00</b>
<b>Fund: 029 - PRETRIAL INTERVENTION FUND Surplus (Deficit):</b>		<b>56,540.62</b>	<b>-10,720.00</b>	<b>7,050.00</b>	<b>-7,500.00</b>
<b>Fund: 030 - LAW LIBRARY FUND</b>					
<b>Revenue</b>					
030-340-3440	COUNTY CLERK FEES	15,715.00	12,000.00	12,320.00	12,000.00
<b>Revenue Total:</b>		<b>15,715.00</b>	<b>12,000.00</b>	<b>12,320.00</b>	<b>12,000.00</b>
<b>Expense</b>					
<b>DEPARTMENT: 465 - LAW LIBRARY</b>					
030-465-3090	BOOKS EXPENSE	0.00	1,500.00	666.00	2,000.00
030-465-3250	OPERATING SUPPLIES	0.00	1,000.00	0.00	1,000.00
030-465-4200	TELEPHONE/INTERNET	6,012.00	6,500.00	6,072.00	6,500.00
030-465-5750	MACHINERY & EQUIPMENT	0.00	350.00	0.00	3,000.00
<b>DEPARTMENT: 465 - LAW LIBRARY Total:</b>		<b>6,012.00</b>	<b>9,350.00</b>	<b>6,738.00</b>	<b>12,500.00</b>
<b>Expense Total:</b>		<b>6,012.00</b>	<b>9,350.00</b>	<b>6,738.00</b>	<b>12,500.00</b>
<b>Fund: 030 - LAW LIBRARY FUND Surplus (Deficit):</b>		<b>9,703.00</b>	<b>2,650.00</b>	<b>5,582.00</b>	<b>-500.00</b>
<b>Fund: 031 - PROBATE TRAINING FUND</b>					
<b>Revenue</b>					
031-340-3440	COUNTY CLERK FEES	780.00	750.00	630.00	750.00
031-390-0950	TRANSFER IN FROM LAF	6,984.06	0.00	0.00	0.00
<b>Revenue Total:</b>		<b>7,764.06</b>	<b>750.00</b>	<b>630.00</b>	<b>750.00</b>
<b>Expense</b>					
<b>DEPARTMENT: 400 - COUNTY JUDGE</b>					
031-400-4300	TRAVEL	0.00	7,000.00	3,595.24	4,000.00
<b>DEPARTMENT: 400 - COUNTY JUDGE Total:</b>		<b>0.00</b>	<b>7,000.00</b>	<b>3,595.24</b>	<b>4,000.00</b>
<b>Expense Total:</b>		<b>0.00</b>	<b>7,000.00</b>	<b>3,595.24</b>	<b>4,000.00</b>
<b>Fund: 031 - PROBATE TRAINING FUND Surplus (Deficit):</b>		<b>7,764.06</b>	<b>-6,250.00</b>	<b>-2,965.24</b>	<b>-3,250.00</b>

Fund		2022-2023	2023-2024	2023-2024	2024-2025
		Total Activity	Total Budget	Total Activity	Total Budget
<b>Fund: 032 - COURTHOUSE SECURITY FUND</b>					
<b>Revenue</b>					
032-340-3440	COUNTY CLERK FEES	11,825.41	11,000.00	4,506.85	6,000.00
032-340-3470	DISTRICT CLERK FEES	5,190.61	4,000.00	4,321.79	4,000.00
032-340-3480	JUSTICE COURT FEES	12,361.51	13,000.00	2,563.51	4,000.00
032-390-0950	TRANSFER IN FROM LAF	75,296.83	0.00	0.00	0.00
<b>Revenue Total:</b>		<b>104,674.36</b>	<b>28,000.00</b>	<b>11,392.15</b>	<b>14,000.00</b>
<b>Expense</b>					
<b>DEPARTMENT: 426 - COUNTY COURT</b>					
032-426-4300	TRAVEL	270.00	400.00	0.00	0.00
032-426-4860	UNALLOCATED	0.00	70,000.00	1,539.56	90,000.00
032-426-5760	CAPITAL OUTLAY	0.00	20,000.00	19,591.68	0.00
<b>DEPARTMENT: 426 - COUNTY COURT Total:</b>		<b>270.00</b>	<b>90,400.00</b>	<b>21,131.24</b>	<b>90,000.00</b>
<b>Expense Total:</b>		<b>270.00</b>	<b>90,400.00</b>	<b>21,131.24</b>	<b>90,000.00</b>
<b>Fund: 032 - COURTHOUSE SECURITY FUND Surplus (Deficit):</b>		<b>104,404.36</b>	<b>-62,400.00</b>	<b>-9,739.09</b>	<b>-76,000.00</b>
<b>Fund: 033 - JUSTICE COURT SECURITY FUND</b>					
<b>Revenue</b>					
033-340-3481	JUSTICE OF THE PEACE #1	127.95	25.00	213.13	200.00
033-340-3482	JUSTICE OF THE PEACE #2	462.96	175.00	315.89	200.00
033-340-3483	JUSTICE OF THE PEACE #3	434.19	200.00	258.29	200.00
033-340-3484	JUSTICE OF THE PEACE #4	192.43	100.00	196.02	200.00
033-390-0950	TRANSFER IN FROM LAF	27,464.44	0.00	0.00	0.00
<b>Revenue Total:</b>		<b>28,681.97</b>	<b>500.00</b>	<b>983.33</b>	<b>800.00</b>
<b>Expense</b>					
<b>DEPARTMENT: 409 - NON-DEPARTMENTAL</b>					
033-409-4860	UNALLOCATED	0.00	0.00	0.00	10,000.00
<b>DEPARTMENT: 409 - NON-DEPARTMENTAL Total:</b>		<b>0.00</b>	<b>0.00</b>	<b>0.00</b>	<b>10,000.00</b>
<b>DEPARTMENT: 455 - JP1</b>					
033-455-5750	MACHINERY & EQUIPMENT	1,304.97	3,272.50	3,272.50	0.00
<b>DEPARTMENT: 455 - JP1 Total:</b>		<b>1,304.97</b>	<b>3,272.50</b>	<b>3,272.50</b>	<b>0.00</b>
<b>DEPARTMENT: 456 - JP2</b>					
033-456-5750	MACHINERY & EQUIPMENT	0.00	1,727.50	1,727.50	0.00
<b>DEPARTMENT: 456 - JP2 Total:</b>		<b>0.00</b>	<b>1,727.50</b>	<b>1,727.50</b>	<b>0.00</b>
<b>DEPARTMENT: 457 - JP3</b>					
033-457-5750	MACHINER & EQUIPMENT	0.00	1,727.50	1,727.50	0.00
<b>DEPARTMENT: 457 - JP3 Total:</b>		<b>0.00</b>	<b>1,727.50</b>	<b>1,727.50</b>	<b>0.00</b>
<b>DEPARTMENT: 458 - JP4</b>					
033-458-5750	MACHINERY & EQUIPMENT	0.00	3,272.50	3,272.50	0.00
<b>DEPARTMENT: 458 - JP4 Total:</b>		<b>0.00</b>	<b>3,272.50</b>	<b>3,272.50</b>	<b>0.00</b>
<b>Expense Total:</b>		<b>1,304.97</b>	<b>10,000.00</b>	<b>10,000.00</b>	<b>10,000.00</b>
<b>Fund: 033 - JUSTICE COURT SECURITY FUND Surplus (Deficit):</b>		<b>27,377.00</b>	<b>-9,500.00</b>	<b>-9,016.67</b>	<b>-9,200.00</b>

Fund		2022-2023	2023-2024	2023-2024	2024-2025
		Total Activity	Total Budget	Total Activity	Total Budget
<b>Fund: 034 - COURT FACILITY FUND</b>					
<b>Revenue</b>					
034-340-3440	COUNTY CLERK FEES	4,270.00	3,600.00	3,200.00	3,600.00
034-340-3470	DISTRICT CLERK FEES	4,740.00	3,900.00	3,880.00	3,900.00
034-390-0950	TRANSFER IN FROM LAF	6,746.40	0.00	0.00	0.00
<b>Revenue Total:</b>		<b>15,756.40</b>	<b>7,500.00</b>	<b>7,080.00</b>	<b>7,500.00</b>
<b>Expense</b>					
<b>DEPARTMENT: 510 - BUILDING MAINTENANCE</b>					
034-510-5550	BUILDING IMPROVEMENTS	0.00	15,000.00	0.00	15,000.00
<b>DEPARTMENT: 510 - BUILDING MAINTENANCE Total:</b>		<b>0.00</b>	<b>15,000.00</b>	<b>0.00</b>	<b>15,000.00</b>
<b>Expense Total:</b>		<b>0.00</b>	<b>15,000.00</b>	<b>0.00</b>	<b>15,000.00</b>
<b>Fund: 034 - COURT FACILITY FUND Surplus (Deficit):</b>		<b>15,756.40</b>	<b>-7,500.00</b>	<b>7,080.00</b>	<b>-7,500.00</b>
<b>Fund: 035 - CC &amp; DC TECHNOLOGY FUND</b>					
<b>Revenue</b>					
035-340-3440	COUNTY CLERK FEES	189.00	180.00	144.67	200.00
035-340-3470	DISTRICT CLERK FEES	189.37	170.00	190.94	200.00
035-390-0950	TRANSFER IN FROM LAF	3,141.27	0.00	0.00	0.00
<b>Revenue Total:</b>		<b>3,519.64</b>	<b>350.00</b>	<b>335.61</b>	<b>400.00</b>
<b>Expense</b>					
<b>DEPARTMENT: 409 - NON-DEPARTMENTAL</b>					
035-409-4860	UNALLOCATED	0.00	3,000.00	0.00	3,000.00
<b>DEPARTMENT: 409 - NON-DEPARTMENTAL Total:</b>		<b>0.00</b>	<b>3,000.00</b>	<b>0.00</b>	<b>3,000.00</b>
<b>Expense Total:</b>		<b>0.00</b>	<b>3,000.00</b>	<b>0.00</b>	<b>3,000.00</b>
<b>Fund: 035 - CC &amp; DC TECHNOLOGY FUND Surplus (Deficit):</b>		<b>3,519.64</b>	<b>-2,650.00</b>	<b>335.61</b>	<b>-2,600.00</b>
<b>Fund: 036 - JC TECHNOLOGY FUND</b>					
<b>Revenue</b>					
036-340-3481	JUSTICE OF THE PEACE #1	700.95	700.00	211.68	500.00
036-340-3482	JUSTICE OF THE PEACE #2	2,407.58	1,800.00	1,234.03	1,200.00
036-340-3483	JUSTICE OF THE PEACE #3	2,631.78	2,000.00	599.12	1,000.00
036-340-3484	JUSTICE OF THE PEACE #4	1,737.44	1,500.00	1,035.29	1,000.00
036-390-0950	TRANSFER IN FROM LAF	8,678.01	0.00	0.43	0.00
<b>Revenue Total:</b>		<b>16,155.76</b>	<b>6,000.00</b>	<b>3,080.55</b>	<b>3,700.00</b>
<b>Expense</b>					
<b>DEPARTMENT: 409 - NON-DEPARTMENTAL</b>					
036-409-4860	UNALLOCATED	0.00	12,000.00	0.00	10,000.00
<b>DEPARTMENT: 409 - NON-DEPARTMENTAL Total:</b>		<b>0.00</b>	<b>12,000.00</b>	<b>0.00</b>	<b>10,000.00</b>
<b>DEPARTMENT: 455 - JP1</b>					
036-455-3250	OPERATING SUPPLIES	1,113.73	0.00	0.00	0.00
<b>DEPARTMENT: 455 - JP1 Total:</b>		<b>1,113.73</b>	<b>0.00</b>	<b>0.00</b>	<b>0.00</b>
<b>DEPARTMENT: 456 - JP2</b>					
036-456-3250	OPERATING SUPPLIES	966.62	0.00	0.00	0.00
<b>DEPARTMENT: 456 - JP2 Total:</b>		<b>966.62</b>	<b>0.00</b>	<b>0.00</b>	<b>0.00</b>
<b>DEPARTMENT: 457 - JP3</b>					
036-457-3250	OPERATING SUPPLIES	951.42	0.00	0.00	0.00
<b>DEPARTMENT: 457 - JP3 Total:</b>		<b>951.42</b>	<b>0.00</b>	<b>0.00</b>	<b>0.00</b>
<b>DEPARTMENT: 458 - JP4</b>					
036-458-3250	OPERATING SUPPLIES	982.07	0.00	0.00	0.00
<b>DEPARTMENT: 458 - JP4 Total:</b>		<b>982.07</b>	<b>0.00</b>	<b>0.00</b>	<b>0.00</b>
<b>Expense Total:</b>		<b>4,013.84</b>	<b>12,000.00</b>	<b>0.00</b>	<b>10,000.00</b>
<b>Fund: 036 - JC TECHNOLOGY FUND Surplus (Deficit):</b>		<b>12,141.92</b>	<b>-6,000.00</b>	<b>3,080.55</b>	<b>-6,300.00</b>



Fund	2022-2023		2023-2024		2023-2024		2024-2025	
		Total Activity	Total Budget	Total Activity	Total Budget	Total Activity	Total Budget	
<b>Fund: 038 - ELECTIONS CHAPTER 19 FUND</b>								
<b>Revenue</b>								
038-340-3492	CHAPTER 19 FUNDS	0.00	1,000.00	0.00	0.00	0.00	0.00	
038-390-0950	TRANSFER IN FROM LAF	1,059.25	0.00	0.00	0.00	0.00	0.00	
<b>Revenue Total:</b>		<b>1,059.25</b>	<b>1,000.00</b>	<b>0.00</b>	<b>0.00</b>	<b>0.00</b>	<b>0.00</b>	
<b>Expense</b>								
<b>DEPARTMENT: 490 - ELECTIONS</b>								
038-490-3250	OPERATING SUPPLIES	720.00	300.00	0.00	0.00	0.00	0.00	
<b>DEPARTMENT: 490 - ELECTIONS Total:</b>		<b>720.00</b>	<b>300.00</b>	<b>0.00</b>	<b>0.00</b>	<b>0.00</b>	<b>0.00</b>	
<b>Expense Total:</b>		<b>720.00</b>	<b>300.00</b>	<b>0.00</b>	<b>0.00</b>	<b>0.00</b>	<b>0.00</b>	
<b>Fund: 038 - ELECTIONS CHAPTER 19 FUND Surplus (Deficit):</b>		<b>339.25</b>	<b>700.00</b>	<b>0.00</b>	<b>0.00</b>	<b>0.00</b>	<b>0.00</b>	
<b>Fund: 039 - SHERIFF LEOSE FUND</b>								
<b>Revenue</b>								
039-320-3210	LEOSE FUNDS	2,544.97	2,500.00	7,030.37	6,000.00	6,000.00	6,000.00	
039-390-0950	TRANSFER IN FROM LAF	6,938.06	0.00	0.00	0.00	0.00	0.00	
<b>Revenue Total:</b>		<b>9,483.03</b>	<b>2,500.00</b>	<b>7,030.37</b>	<b>6,000.00</b>	<b>6,000.00</b>	<b>6,000.00</b>	
<b>Expense</b>								
<b>DEPARTMENT: 560 - SHERIFF</b>								
039-560-4300	TRAVEL	9,482.91	2,500.00	3,128.00	6,000.00	6,000.00	6,000.00	
<b>DEPARTMENT: 560 - SHERIFF Total:</b>		<b>9,482.91</b>	<b>2,500.00</b>	<b>3,128.00</b>	<b>6,000.00</b>	<b>6,000.00</b>	<b>6,000.00</b>	
<b>Expense Total:</b>		<b>9,482.91</b>	<b>2,500.00</b>	<b>3,128.00</b>	<b>6,000.00</b>	<b>6,000.00</b>	<b>6,000.00</b>	
<b>Fund: 039 - SHERIFF LEOSE FUND Surplus (Deficit):</b>		<b>0.12</b>	<b>0.00</b>	<b>3,902.37</b>	<b>0.00</b>	<b>0.00</b>	<b>0.00</b>	
<b>Fund: 040 - CONSTABLE #1 LEOSE FUND</b>								
<b>Revenue</b>								
040-320-3210	LEOSE FUNDS	259.86	575.00	1,742.08	800.00	800.00	800.00	
040-390-0950	TRANSFER IN FROM LAF	8,200.55	0.00	0.00	0.00	0.00	0.00	
<b>Revenue Total:</b>		<b>8,460.41</b>	<b>575.00</b>	<b>1,742.08</b>	<b>800.00</b>	<b>800.00</b>	<b>800.00</b>	
<b>Expense</b>								
<b>DEPARTMENT: 550 - CONSTABLE PCT #1</b>								
040-550-4300	TRAVEL	1,175.97	1,100.00	619.90	8,000.00	8,000.00	8,000.00	
<b>DEPARTMENT: 550 - CONSTABLE PCT #1 Total:</b>		<b>1,175.97</b>	<b>1,100.00</b>	<b>619.90</b>	<b>8,000.00</b>	<b>8,000.00</b>	<b>8,000.00</b>	
<b>Expense Total:</b>		<b>1,175.97</b>	<b>1,100.00</b>	<b>619.90</b>	<b>8,000.00</b>	<b>8,000.00</b>	<b>8,000.00</b>	
<b>Fund: 040 - CONSTABLE #1 LEOSE FUND Surplus (Deficit):</b>		<b>7,284.44</b>	<b>-525.00</b>	<b>1,122.18</b>	<b>-7,200.00</b>	<b>-7,200.00</b>	<b>-7,200.00</b>	
<b>Fund: 041 - CONSTABLE #2 LEOSE</b>								
<b>Revenue</b>								
041-320-3210	LEOSE FUNDS	564.76	575.00	1,437.18	800.00	800.00	800.00	
041-390-0950	TRANSFER IN FROM LAF	654.70	0.00	0.00	0.00	0.00	0.00	
<b>Revenue Total:</b>		<b>1,219.46</b>	<b>575.00</b>	<b>1,437.18</b>	<b>800.00</b>	<b>800.00</b>	<b>800.00</b>	
<b>Expense</b>								
<b>DEPARTMENT: 551 - CONSTABLE PCT #2</b>								
041-551-4300	TRAVEL	0.00	1,100.00	0.00	2,500.00	2,500.00	2,500.00	
<b>DEPARTMENT: 551 - CONSTABLE PCT #2 Total:</b>		<b>0.00</b>	<b>1,100.00</b>	<b>0.00</b>	<b>2,500.00</b>	<b>2,500.00</b>	<b>2,500.00</b>	
<b>Expense Total:</b>		<b>0.00</b>	<b>1,100.00</b>	<b>0.00</b>	<b>2,500.00</b>	<b>2,500.00</b>	<b>2,500.00</b>	
<b>Fund: 041 - CONSTABLE #2 LEOSE Surplus (Deficit):</b>		<b>1,219.46</b>	<b>-525.00</b>	<b>1,437.18</b>	<b>-1,700.00</b>	<b>-1,700.00</b>	<b>-1,700.00</b>	

Fund		2022-2023	2023-2024	2023-2024	2024-2025
		Total Activity	Total Budget	Total Activity	Total Budget
<b>Fund: 042 - CONSTABLE #3 LEOSE</b>					
<b>Revenue</b>					
042-320-3210	LEOSE FUNDS	239.96	575.00	1,437.18	800.00
042-390-0950	TRANSFER IN FROM LAF	2,617.67	0.00	0.00	0.00
<b>Revenue Total:</b>		<b>2,857.63</b>	<b>575.00</b>	<b>1,437.18</b>	<b>800.00</b>
<b>Expense</b>					
<b>DEPARTMENT: 552 - CONSTABLE PCT #3</b>					
042-552-4300	TRAVEL	990.59	900.00	0.00	3,300.00
<b>DEPARTMENT: 552 - CONSTABLE PCT #3 Total:</b>		<b>990.59</b>	<b>900.00</b>	<b>0.00</b>	<b>3,300.00</b>
<b>Expense Total:</b>		<b>990.59</b>	<b>900.00</b>	<b>0.00</b>	<b>3,300.00</b>
<b>Fund: 042 - CONSTABLE #3 LEOSE Surplus (Deficit):</b>		<b>1,867.04</b>	<b>-325.00</b>	<b>1,437.18</b>	<b>-2,500.00</b>
<b>Fund: 043 - CONSTABLE #4 LEOSE</b>					
<b>Revenue</b>					
043-320-3210	LEOSE FUNDS	564.76	575.00	1,437.18	800.00
043-390-0950	TRANSFER IN FROM LAF	5,100.27	0.00	0.00	0.00
<b>Revenue Total:</b>		<b>5,665.03</b>	<b>575.00</b>	<b>1,437.18</b>	<b>800.00</b>
<b>Expense</b>					
<b>DEPARTMENT: 553 - CONSTABLE PCT #4</b>					
043-553-4300	TRAVEL	960.58	600.00	0.00	6,000.00
<b>DEPARTMENT: 553 - CONSTABLE PCT #4 Total:</b>		<b>960.58</b>	<b>600.00</b>	<b>0.00</b>	<b>6,000.00</b>
<b>Expense Total:</b>		<b>960.58</b>	<b>600.00</b>	<b>0.00</b>	<b>6,000.00</b>
<b>Fund: 043 - CONSTABLE #4 LEOSE Surplus (Deficit):</b>		<b>4,704.45</b>	<b>-25.00</b>	<b>1,437.18</b>	<b>-5,200.00</b>
<b>Fund: 044 - COUNTY RECORDS MANAGEMENT FUND</b>					
<b>Revenue</b>					
044-340-3440	COUNTY CLERK FEES	3,680.00	3,000.00	2,425.00	4,000.00
044-340-3470	DISTRICT CLERK FEES	3,350.12	4,500.00	15.00	0.00
044-390-0950	TRANSFER IN FROM LAF	25,263.94	0.00	0.00	0.00
<b>Revenue Total:</b>		<b>32,294.06</b>	<b>7,500.00</b>	<b>2,440.00</b>	<b>4,000.00</b>
<b>Expense</b>					
<b>DEPARTMENT: 409 - NON-DEPARTMENTAL</b>					
044-409-3250	OPERATING SUPPLIES	0.00	0.00	720.35	0.00
044-409-4550	COMPUTER MAINTENANCE	8,500.00	0.00	0.00	0.00
044-409-4860	UNALLOCATED	0.00	25,000.00	0.00	15,000.00
<b>DEPARTMENT: 409 - NON-DEPARTMENTAL Total:</b>		<b>8,500.00</b>	<b>25,000.00</b>	<b>720.35</b>	<b>15,000.00</b>
<b>Expense Total:</b>		<b>8,500.00</b>	<b>25,000.00</b>	<b>720.35</b>	<b>15,000.00</b>
<b>Fund: 044 - COUNTY RECORDS MANAGEMENT FUND Surplus (Deficit)</b>		<b>23,794.06</b>	<b>-17,500.00</b>	<b>1,719.65</b>	<b>-11,000.00</b>

Fund		2022-2023	2023-2024	2023-2024	2024-2025
		Total Activity	Total Budget	Total Activity	Total Budget
<b>Fund: 045 - CC RECORDS MANAGEMENT FUND</b>					
<b>Revenue</b>					
045-340-3440	COUNTY CLERK FEES	66,099.18	60,000.00	60,999.40	60,000.00
045-390-0950	TRANSFER IN FROM LAF	162,441.27	0.00	0.00	0.00
<b>Revenue Total:</b>		<b>228,540.45</b>	<b>60,000.00</b>	<b>60,999.40</b>	<b>60,000.00</b>
<b>Expense</b>					
<b>DEPARTMENT: 403 - COUNTY CLERK</b>					
045-403-4030	RECORDS MGMT/PRSV	30,389.50	40,000.00	29,792.50	40,000.00
<b>DEPARTMENT: 403 - COUNTY CLERK Total:</b>		<b>30,389.50</b>	<b>40,000.00</b>	<b>29,792.50</b>	<b>40,000.00</b>
<b>DEPARTMENT: 700 - TRANSFERS</b>					
045-700-0100	TRANSFER TO GF	0.00	1,200.00	0.00	0.00
<b>DEPARTMENT: 700 - TRANSFERS Total:</b>		<b>0.00</b>	<b>1,200.00</b>	<b>0.00</b>	<b>0.00</b>
<b>Expense Total:</b>		<b>30,389.50</b>	<b>41,200.00</b>	<b>29,792.50</b>	<b>40,000.00</b>
<b>Fund: 045 - CC RECORDS MANAGEMENT FUND Surplus (Deficit):</b>		<b>198,150.95</b>	<b>18,800.00</b>	<b>31,206.90</b>	<b>20,000.00</b>

<b>Fund: 046 - CC ARCHIVE FUND</b>					
<b>Revenue</b>					
046-340-3440	COUNTY CLERK FEES	71,613.00	70,000.00	59,499.25	70,000.00
046-390-0950	TRANSFER IN FROM LAF	218,073.95	0.00	0.00	0.00
<b>Revenue Total:</b>		<b>289,686.95</b>	<b>70,000.00</b>	<b>59,499.25</b>	<b>70,000.00</b>
<b>Expense</b>					
<b>DEPARTMENT: 403 - COUNTY CLERK</b>					
046-403-5760	CAPITAL OUTLAY	46,266.00	50,000.00	46,266.00	100,000.00
<b>DEPARTMENT: 403 - COUNTY CLERK Total:</b>		<b>46,266.00</b>	<b>50,000.00</b>	<b>46,266.00</b>	<b>100,000.00</b>
<b>Expense Total:</b>		<b>46,266.00</b>	<b>50,000.00</b>	<b>46,266.00</b>	<b>100,000.00</b>
<b>Fund: 046 - CC ARCHIVE FUND Surplus (Deficit):</b>		<b>243,420.95</b>	<b>20,000.00</b>	<b>13,233.25</b>	<b>-30,000.00</b>

<b>Fund: 047 - DC RECORDS MANAGEMENT FUND</b>					
<b>Revenue</b>					
047-340-3470	DISTRICT CLERK FEES	6,065.78	3,500.00	7,303.97	6,000.00
047-390-0950	TRANSFER IN FROM LAF	14,442.48	0.00	0.00	0.00
<b>Revenue Total:</b>		<b>20,508.26</b>	<b>3,500.00</b>	<b>7,303.97</b>	<b>6,000.00</b>
<b>Expense</b>					
<b>DEPARTMENT: 450 - DISTRICT CLERK</b>					
047-450-4030	RECORDS MGMT/PRSV	0.00	0.00	0.00	23,000.00
047-450-5750	MACHINERY & EQUIPMENT	0.00	16,900.00	0.00	0.00
<b>DEPARTMENT: 450 - DISTRICT CLERK Total:</b>		<b>0.00</b>	<b>16,900.00</b>	<b>0.00</b>	<b>23,000.00</b>
<b>Expense Total:</b>		<b>0.00</b>	<b>16,900.00</b>	<b>0.00</b>	<b>23,000.00</b>
<b>Fund: 047 - DC RECORDS MANAGEMENT FUND Surplus (Deficit):</b>		<b>20,508.26</b>	<b>-13,400.00</b>	<b>7,303.97</b>	<b>-17,000.00</b>

<b>Fund: 048 - DC ARCHIVE FUND</b>					
<b>Revenue</b>					
048-340-3470	DISTRICT CLERK FEES	68.56	500.00	0.00	0.00
048-390-0950	TRANSFER IN FROM LAF	18,191.00	0.00	0.00	0.00
<b>Revenue Total:</b>		<b>18,259.56</b>	<b>500.00</b>	<b>0.00</b>	<b>0.00</b>
<b>Expense</b>					
<b>DEPARTMENT: 450 - DISTRICT CLERK</b>					
048-450-5760	CAPITAL OUTLAY	0.00	18,000.00	0.00	18,000.00
<b>DEPARTMENT: 450 - DISTRICT CLERK Total:</b>		<b>0.00</b>	<b>18,000.00</b>	<b>0.00</b>	<b>18,000.00</b>
<b>Expense Total:</b>		<b>0.00</b>	<b>18,000.00</b>	<b>0.00</b>	<b>18,000.00</b>
<b>Fund: 048 - DC ARCHIVE FUND Surplus (Deficit):</b>		<b>18,259.56</b>	<b>-17,500.00</b>	<b>0.00</b>	<b>-18,000.00</b>

Fund		2022-2023	2023-2024	2023-2024	2024-2025
		Total Activity	Total Budget	Total Activity	Total Budget
<b>Fund: 053 - RURAL PROSECUTORS GRANT FUND</b>					
<b>Revenue</b>					
053-340-3498	RECEIPT OF FUNDS	0.00	175,000.00	175,000.00	175,000.00
053-360-3610	INTEREST	0.00	0.00	1,501.41	4,000.00
<b>Revenue Total:</b>		<b>0.00</b>	<b>175,000.00</b>	<b>176,501.41</b>	<b>179,000.00</b>
<b>Expense</b>					
<b>DEPARTMENT: 475 - COUNTY ATTORNEY</b>					
053-475-1020	EXEMPT	0.00	40,000.00	33,333.35	125,000.00
053-475-1030	HOURLY EMPLOYEE	0.00	20,000.00	16,666.65	31,700.00
053-475-1032	HOURLY EMPLOYEE-INVESTIGATORS	0.00	91,500.00	55,614.20	0.00
053-475-2010	SOCIAL SECURITY	0.00	11,590.00	8,200.89	11,500.00
053-475-2030	RETIREMENT	0.00	11,955.00	8,682.15	11,500.00
053-475-2060	TERM LIFE INSURANCE	0.00	0.00	209.06	300.00
<b>DEPARTMENT: 475 - COUNTY ATTORNEY Total:</b>		<b>0.00</b>	<b>175,045.00</b>	<b>122,706.30</b>	<b>180,000.00</b>
<b>Expense Total:</b>		<b>0.00</b>	<b>175,045.00</b>	<b>122,706.30</b>	<b>180,000.00</b>
<b>Fund: 053 - RURAL PROSECUTORS GRANT FUND Surplus (Deficit):</b>		<b>0.00</b>	<b>-45.00</b>	<b>53,795.11</b>	<b>-1,000.00</b>

<b>Fund: 054 - RURAL SHERIFF GRANT FUND</b>					
<b>Revenue</b>					
054-340-3498	RECEIPT OF FUNDS	0.00	350,000.00	350,000.00	350,000.00
054-360-3610	INTEREST	0.00	0.00	1,530.77	8,500.00
<b>Revenue Total:</b>		<b>0.00</b>	<b>350,000.00</b>	<b>351,530.77</b>	<b>358,500.00</b>
<b>Expense</b>					
<b>DEPARTMENT: 560 - SHERIFF</b>					
054-560-1010	ELECTED OFFICIAL SALARY	0.00	6,563.00	6,016.03	0.00
054-560-1020	EXEMPT	0.00	2,013.00	1,678.25	3,985.00
054-560-1030	HOURLY EMPLOYEE	0.00	3,610.00	2,320.29	123,605.00
054-560-1031	HOURLY EMPLOYEE-SGT/INVESTIGATORS	0.00	12,185.00	9,360.15	0.00
054-560-1032	HOURLY EMPLOYEE-DEPUTIES	0.00	60,810.00	42,583.43	0.00
054-560-2010	SOCIAL SECURITY	0.00	6,517.00	4,486.42	9,800.00
054-560-2030	RETIREMENT	0.00	6,721.00	4,707.55	9,800.00
054-560-2060	TERM LIFE INSURANCE	0.00	0.00	113.32	275.00
054-560-5760	CAPITAL OUTLAY	0.00	196,000.00	191,877.16	165,000.00
<b>DEPARTMENT: 560 - SHERIFF Total:</b>		<b>0.00</b>	<b>294,419.00</b>	<b>263,142.60</b>	<b>312,465.00</b>
<b>DEPARTMENT: 561 - COUNTY JAIL</b>					
054-561-1020	EXEMPT	0.00	1,653.00	1,377.10	2,340.00
054-561-1030	HOURLY EMPLOYEE	0.00	46,400.00	24,223.04	20,800.00
054-561-2010	SOCIAL SECURITY	0.00	3,676.00	1,996.82	1,770.00
054-561-2030	RETIREMENT	0.00	3,792.00	2,073.26	1,765.00
054-561-2060	TERM LIFE INSURANCE	0.00	0.00	49.98	50.00
<b>DEPARTMENT: 561 - COUNTY JAIL Total:</b>		<b>0.00</b>	<b>55,521.00</b>	<b>29,720.20</b>	<b>26,725.00</b>
<b>DEPARTMENT: 562 - DISPATCH</b>					
054-562-1020	EXEMPT EMPLOYEE	0.00	0.00	0.00	2,340.00
054-562-1030	HOURLY EMPLOYEE	0.00	0.00	0.00	18,350.00
054-562-2010	SOCIAL SECURITY	0.00	0.00	0.00	1,590.00
054-562-2030	RETIREMENT	0.00	0.00	0.00	1,620.00
054-562-2060	TERM LIFE INSURANCE	0.00	0.00	0.00	45.00
<b>DEPARTMENT: 562 - DISPATCH Total:</b>		<b>0.00</b>	<b>0.00</b>	<b>0.00</b>	<b>23,945.00</b>
<b>Expense Total:</b>		<b>0.00</b>	<b>349,940.00</b>	<b>292,862.80</b>	<b>363,135.00</b>

FY2025		Llano County salary schedule effective October 1, 2024 through September 30, 2025. Law Enforcement personnel, including admin fall under a separate salary schedule. Longevity for new hires is given on the anniversary month of completion of 1 year and will be prorated; Current employees will receive another layer beginning each fiscal year. (Note: Elected Officials and Auditor are not included in this payscale) 1-5 yrs \$600~6-10 yrs \$900~11-15 yrs \$1,200~16-20 yrs \$1,500~21-25 yrs \$1,800~26 + yrs \$2,100		FY2025 Base Salary
Base Level	Position Description			
2	JP Court Clerk (no certification) Library Tech II (3), Ag Admin Asst (1), DVS Clerk, VSO, Entry Level Maint Tech (4), Co clerk Deputy (2), Dist clerk Deputy (3), Tax Deputy (4)		36,498	
3	Co clerk Asst Chief Deputy, JP Chief clerk (3 with certification), Asst Elections Admin, Entry Level Maint Tech (1), Floodplain/OSSF		37,655	
4	Floodplain Admin, RB Jr. Operators (6), Tax Asst Chief Deputy, RB Admin clerk, Ag Admin Asst (1)		38,813	
5	RB Brush/Patch Crew Chief (2), Co Atty Legal Asst (3)		39,970	
6	RB Mechanic, Co Atty Legal Asst (1), Community Service Supervisor		41,128	
7	Co Clerk Chief Deputy, Dist Clerk Chief Deputy, RB Sr Operator (6)		42,285	
8	HR Asst, Library Tech II (1@Lakeshore)		43,442	
9	RB Crew Chief (4)		44,599	
10	BM Lead Tech I & II, Co Atty Admin Asst., VSO		45,757	
11	Open		46,335	
12	Payroll Specialist, Asst Auditor II		48,071	
13	COJ Admin Asst		49,228	
14	BM Sr Lead Tech, Tax Chief Deputy		50,556	
15	DVS Administrator		51,543	
16	Library System Director		52,701	
17	Open		53,857	
18	Asst Auditor I, Emergency Management Coordinator		54,977	
19	Co Atty Investigators/Code Enforcement officers		56,937	
20	Grants Administrator/Chief Deputy Treasurer, IT Technician		59,066	
21	Elections Administrator		60,223	
22	BM Supervisor, RB Superintendent		61,959	
23	HR Administrator		65,894	
24	Asst Co Atty		68,903	
		Rate increase for FY2025 includes 4% plus 1,200 for full time employees; \$1.00 increase for part time and temp employees.		

Note: Elected officials and Auditor are not included in the pay scale. Salaries are adjusted and approved each fiscal year.

FY2025		Llano County Law Enforcement salary schedule effective October 1, 2024 through September 30, 2025. Longevity for new hires is given on the anniversary month of completion of 1 year and will be prorated; Current employees will receive another layer beginning each fiscal year. 1-5 yrs \$600~6-10 yrs \$900~11-15 yrs \$1,200~16-20 yrs \$1,500~21-25 yrs \$1,800~26 + yrs \$2,100	
Base Level	Position Description	FY2025 Base Salary	
2	ACO	41,657	
3a	Admin Clerk III, Corrections Officer (8), Food Srvc Corrections Officer (1)	42,800	
3b	Dispatch (10)	45,872	
4	Jail Sgts. (2)	43,840	
6	Jail Lt. (1), Evidence Tech	46,949	
7a	Admin Clerk II	48,000	
7b	Admin Clerk I	48,271	
10	Open	51,543	
11	Patrol Deputy (13), Prisoner Transport Officer (1)	56,937	
13a	Jail Captain, Tele Communications Supervisor	58,487	
13b	MH Deputy (2)(1 position funded by Grant) ( 1 position from SB22)	58,620	
14	Civil Process Officer, Bailiff Sgt.	59,211	
16	Patrol Sgt. (4), Investigator Sgt. (3), Narcotics Officers (2)	61,538	
17	Patrol Lt (1), Investigator Lt (1)	63,762	
20	Chief Deputy	71,015	
Rate increase for FY2025 includes 4% plus \$1,200 for full time employees; \$1.00 increase for part time and temp employees.			
Note: Elected officials are not included in the pay scale. Salaries are adjusted and approved each fiscal year.			

# 2024 Tax Rate Calculation Worksheet

## Taxing Units Other Than School Districts or Water Districts

Llano County	(325) 247-4165
Taxing Unit Name	Phone (area code and number)
100 West Sandstone, Llano, TX 78643	www.co.llano.tx.us
Taxing Unit's Address, City, State, ZIP Code	Taxing Unit's Website Address

**GENERAL INFORMATION:** Tax Code Section 26.04(c) requires an officer or employee designated by the governing body to calculate the no-new-revenue (NNR) tax rate and voter-approval tax rate for the taxing unit. These tax rates are expressed in dollars per \$100 of taxable value calculated. The calculation process starts after the chief appraiser delivers to the taxing unit the certified appraisal roll and the estimated values of properties under protest. The designated officer or employee shall certify that the officer or employee has accurately calculated the tax rates and used values shown for the certified appraisal roll or certified estimate. The officer or employee submits the rates to the governing body by Aug. 7 or as soon thereafter as practicable.

School districts do not use this form, but instead use Comptroller Form 50-859 *Tax Rate Calculation Worksheet, School District without Chapter 313 Agreements* or Comptroller Form 50-884 *Tax Rate Calculation Worksheet, School District with Chapter 313 Agreements*.

Water districts as defined under Water Code Section 49.001(1) do not use this form, but instead use Comptroller Form 50-858 *Water District Voter-Approval Tax Rate Worksheet for Low Tax Rate and Developing Districts* or Comptroller Form 50-860 *Developed Water District Voter-Approval Tax Rate Worksheet*.

The Comptroller's office provides this worksheet to assist taxing units in determining tax rates. The information provided in this worksheet is offered as technical assistance and not legal advice. Taxing units should consult legal counsel for interpretations of law regarding tax rate preparation and adoption.

### SECTION 1: No-New-Revenue Tax Rate

The NNR tax rate enables the public to evaluate the relationship between taxes for the prior year and for the current year based on a tax rate that would produce the same amount of taxes (no new taxes) if applied to the same properties that are taxed in both years. When appraisal values increase, the NNR tax rate should decrease.

The NNR tax rate for a county is the sum of the NNR tax rates calculated for each type of tax the county levies.

While uncommon, it is possible for a taxing unit to provide an exemption for only maintenance and operations taxes. In this case, the taxing unit will need to calculate the NNR tax rate separately for the maintenance and operations tax and the debt tax, then add the two components together.

Line	No-New-Revenue Tax Rate Worksheet	Amount/Rate
1.	<b>Prior year total taxable value.</b> Enter the amount of the prior year taxable value on the prior year tax roll today. Include any adjustments since last year's certification; exclude Tax Code Section 25.25(d) one-fourth and one-third over-appraisal corrections from these adjustments. Exclude any property value subject to an appeal under Chapter 42 as of July 25 (will add undisputed value in Line 6). This total includes the taxable value of homesteads with tax ceilings (will deduct in Line 2) and the captured value for tax increment financing (adjustment is made by deducting TIF taxes, as reflected in Line 17). <sup>1</sup>	\$ 7,566,597,906
2.	<b>Prior year tax ceilings.</b> Counties, cities and junior college districts. Enter the prior year total taxable value of homesteads with tax ceilings. These include the homesteads of homeowners age 65 or older or disabled. Other taxing units enter 0. If your taxing unit adopted the tax ceiling provision last year or a prior year for homeowners age 65 or older or disabled, use this step. <sup>2</sup>	\$ 1,570,194,615
3.	<b>Preliminary prior year adjusted taxable value.</b> Subtract Line 2 from Line 1.	\$ 5,996,403,291
4.	<b>Prior year total adopted tax rate.</b>	\$ 0.26621 /\$100
5.	<b>Prior year taxable value lost because court appeals of ARB decisions reduced the prior year's appraised value.</b>	
	<b>A. Original prior year ARB values:</b> ..... \$ 0	
	<b>B. Prior year values resulting from final court decisions:</b> ..... - \$ 0	
	<b>C. Prior year value loss.</b> Subtract B from A. <sup>3</sup>	\$ 0
6.	<b>Prior year taxable value subject to an appeal under Chapter 42, as of July 25.</b>	
	<b>A. Prior year ARB certified value:</b> ..... \$ 0	
	<b>B. Prior year disputed value:</b> ..... - \$ 0	
	<b>C. Prior year undisputed value.</b> Subtract B from A. <sup>4</sup>	\$ 0
7.	<b>Prior year Chapter 42 related adjusted values.</b> Add Line 5C and Line 6C.	\$ 0

<sup>1</sup> Tex. Tax Code §26.012(14)  
<sup>2</sup> Tex. Tax Code §26.012(14)  
<sup>3</sup> Tex. Tax Code §26.012(13)  
<sup>4</sup> Tex. Tax Code §26.012(13)

Line	No-New-Revenue Tax Rate Worksheet	Amount/Rate
8.	<b>Prior year taxable value, adjusted for actual and potential court-ordered adjustments.</b> Add Line 3 and Line 7.	\$ 5,996,403,291
9.	<b>Prior year taxable value of property in territory the taxing unit deannexed after Jan. 1, 2023.</b> Enter the prior year value of property in deannexed territory. <sup>5</sup>	\$ 0
10.	<p><b>Prior year taxable value lost because property first qualified for an exemption in the current year.</b> If the taxing unit increased an original exemption, use the difference between the original exempted amount and the increased exempted amount. Do not include value lost due to freeport, goods-in-transit, temporary disaster exemptions. Note that lowering the amount or percentage of an existing exemption in the current year does not create a new exemption or reduce taxable value.</p> <p><b>A. Absolute exemptions.</b> Use prior year market value: ..... \$ 1,059,510</p> <p><b>B. Partial exemptions.</b> Current year exemption amount or current year percentage exemption times prior year value: ..... + \$ 41,965,989</p> <p><b>C. Value loss.</b> Add A and B.<sup>6</sup></p>	\$ 43,025,499
11.	<p><b>Prior year taxable value lost because property first qualified for agricultural appraisal (1-d or 1-d-1), timber appraisal, recreational/scenic appraisal or public access airport special appraisal in the current year.</b> Use only properties that qualified for the first time in the current year; do not use properties that qualified in the prior year.</p> <p><b>A. Prior year market value:</b> ..... \$ 1,122,094</p> <p><b>B. Current year productivity or special appraised value:</b> ..... - \$ 8,010</p> <p><b>C. Value loss.</b> Subtract B from A.<sup>7</sup></p>	\$ 1,114,084
12.	<b>Total adjustments for lost value.</b> Add Lines 9, 10C and 11C.	\$ 44,139,583
13.	<b>Prior year captured value of property in a TIF.</b> Enter the total value of the prior year captured appraised value of property taxable by a taxing unit in a tax increment financing zone for which the prior year taxes were deposited into the tax increment fund. <sup>8</sup> If the taxing unit has no captured appraised value in line 18D, enter 0.	\$ 0
14.	<b>Prior year total value.</b> Subtract Line 12 and Line 13 from Line 8.	\$ 5,952,263,708
15.	<b>Adjusted prior year total levy.</b> Multiply Line 4 by Line 14 and divide by \$100.	\$ 15,845,521
16.	<b>Taxes refunded for years preceding the prior tax year.</b> Enter the amount of taxes refunded by the taxing unit for tax years preceding the prior tax year. Types of refunds include court decisions, Tax Code Section 25.25(b) and (c) corrections and Tax Code Section 31.11 payment errors. Do not include refunds for the prior tax year. This line applies only to tax years preceding the prior tax year. <sup>9</sup>	\$ 25,979
17.	<b>Adjusted prior year levy with refunds and TIF adjustment.</b> Add Lines 15 and 16. <sup>10</sup>	\$ 15,871,500
18.	<p><b>Total current year taxable value on the current year certified appraisal roll today.</b> This value includes only certified values or certified estimate of values and includes the total taxable value of homesteads with tax ceilings (will deduct in Line 20). These homesteads include homeowners age 65 or older or disabled.<sup>11</sup></p> <p><b>A. Certified values:</b> ..... \$ 8,257,865,200</p> <p><b>B. Counties:</b> Include railroad rolling stock values certified by the Comptroller's office: ..... + \$ 667,157</p> <p><b>C. Pollution control and energy storage system exemption:</b> Deduct the value of property exempted for the current tax year for the first time as pollution control or energy storage system property: ..... - \$ 0</p> <p><b>D. Tax increment financing:</b> Deduct the current year captured appraised value of property taxable by a taxing unit in a tax increment financing zone for which the current year taxes will be deposited into the tax increment fund. Do not include any new property value that will be included in Line 23 below.<sup>12</sup> ..... - \$ 0</p> <p><b>E. Total current year value.</b> Add A and B, then subtract C and D.</p>	\$ 8,258,532,357

<sup>5</sup> Tex. Tax Code §26.012(15)  
<sup>6</sup> Tex. Tax Code §26.012(15)  
<sup>7</sup> Tex. Tax Code §26.012(15)  
<sup>8</sup> Tex. Tax Code §26.03(c)  
<sup>9</sup> Tex. Tax Code §26.012(13)  
<sup>10</sup> Tex. Tax Code §26.012(13)  
<sup>11</sup> Tex. Tax Code §26.012, 26.04(-2)  
<sup>12</sup> Tex. Tax Code §26.03(c)



Line	No-New-Revenue Tax Rate Worksheet	Amount/Rate
<b>19.</b>	<b>Total value of properties under protest or not included on certified appraisal roll.</b> <sup>13</sup>	
	<b>A. Current year taxable value of properties under protest.</b> The chief appraiser certifies a list of properties still under ARB protest. The list shows the appraisal district's value and the taxpayer's claimed value, if any, or an estimate of the value if the taxpayer wins. For each of the properties under protest, use the lowest of these values. Enter the total value under protest. <sup>14</sup> .....	\$ 387,184,444
	<b>B. Current year value of properties not under protest or included on certified appraisal roll.</b> The chief appraiser gives taxing units a list of those taxable properties that the chief appraiser knows about but are not included in the appraisal roll certification. These properties also are not on the list of properties that are still under protest. On this list of properties, the chief appraiser includes the market value, appraised value and exemptions for the preceding year and a reasonable estimate of the market value, appraised value and exemptions for the current year. Use the lower market, appraised or taxable value (as appropriate). Enter the total value of property not on the certified roll. <sup>15</sup> .....	+ \$ 0
	<b>C. Total value under protest or not certified.</b> Add A and B.	\$ 387,184,444
<b>20.</b>	<b>Current year tax ceilings.</b> Counties, cities and junior colleges enter current year total taxable value of homesteads with tax ceilings. These include the homesteads of homeowners age 65 or older or disabled. Other taxing units enter 0. If your taxing unit adopted the tax ceiling provision in the prior year or a previous year for homeowners age 65 or older or disabled, use this step. <sup>16</sup>	\$ 1,784,369,535
<b>21.</b>	<b>Current year total taxable value.</b> Add Lines 18E and 19C. Subtract Line 20. <sup>17</sup>	\$ 6,861,347,266
<b>22.</b>	<b>Total current year taxable value of properties in territory annexed after Jan. 1, of the prior year.</b> Include both real and personal property. Enter the current year value of property in territory annexed. <sup>18</sup>	\$ 0
<b>23.</b>	<b>Total current year taxable value of new improvements and new personal property located in new improvements.</b> New means the item was not on the appraisal roll in the prior year. An improvement is a building, structure, fixture or fence erected on or affixed to land. New additions to existing improvements may be included if the appraised value can be determined. New personal property in a new improvement must have been brought into the taxing unit after Jan. 1, of the prior year and be located in a new improvement. New improvements <b>do</b> include property on which a tax abatement agreement has expired for the current year. <sup>19</sup>	\$ 368,712,384
<b>24.</b>	<b>Total adjustments to the current year taxable value.</b> Add Lines 22 and 23.	\$ 368,712,384
<b>25.</b>	<b>Adjusted current year taxable value.</b> Subtract Line 24 from Line 21.	\$ 6,492,634,882
<b>26.</b>	<b>Current year NNR tax rate.</b> Divide Line 17 by Line 25 and multiply by \$100. <sup>20</sup>	\$ 0.24445 /\$100
<b>27.</b>	<b>COUNTIES ONLY.</b> Add together the NNR tax rates for each type of tax the county levies. The total is the current year county NNR tax rate. <sup>21</sup>	\$ 0.24445 /\$100

**SECTION 2: Voter-Approval Tax Rate**

The voter-approval tax rate is the highest tax rate that a taxing unit may adopt without holding an election to seek voter approval of the rate. The voter-approval tax rate is split into two separate rates:

- Maintenance and Operations (M&O) Tax Rate:** The M&O portion is the tax rate that is needed to raise the same amount of taxes that the taxing unit levied in the prior year plus the applicable percentage allowed by law. This rate accounts for such things as salaries, utilities and day-to-day operations.
- Debt Rate:** The debt rate includes the debt service necessary to pay the taxing unit's debt payments in the coming year. This rate accounts for principal and interest on bonds and other debt secured by property tax revenue.

The voter-approval tax rate for a county is the sum of the voter-approval tax rates calculated for each type of tax the county levies. In most cases the voter-approval tax rate exceeds the no-new-revenue tax rate, but occasionally decreases in a taxing unit's debt service will cause the NNR tax rate to be higher than the voter-approval tax rate.

Line	Voter-Approval Tax Rate Worksheet	Amount/Rate
<b>28.</b>	<b>Prior year M&amp;O tax rate.</b> Enter the prior year M&O tax rate.	\$ 0.24737 /\$100
<b>29.</b>	<b>Prior year taxable value, adjusted for actual and potential court-ordered adjustments.</b> Enter the amount in Line 8 of the <i>No-New-Revenue Tax Rate Worksheet</i> .	\$ 5,996,403,291

<sup>13</sup> Tex. Tax Code §26.01(c) and (d)  
<sup>14</sup> Tex. Tax Code §26.01(c)  
<sup>15</sup> Tex. Tax Code §26.01(d)  
<sup>16</sup> Tex. Tax Code §26.012(6)(B)  
<sup>17</sup> Tex. Tax Code §26.012(6)  
<sup>18</sup> Tex. Tax Code §26.012(17)  
<sup>19</sup> Tex. Tax Code §26.012(17)  
<sup>20</sup> Tex. Tax Code §26.04(c)  
<sup>21</sup> Tex. Tax Code §26.04(d)

Line	Voter-Approval Tax Rate Worksheet	Amount/Rate
30.	<b>Total prior year M&amp;O levy.</b> Multiply Line 28 by Line 29 and divide by \$100.	\$ 14,833,302
31.	<p><b>Adjusted prior year levy for calculating NNR M&amp;O rate.</b></p> <p><b>A. M&amp;O taxes refunded for years preceding the prior tax year.</b> Enter the amount of M&amp;O taxes refunded in the preceding year for taxes before that year. Types of refunds include court decisions, Tax Code Section 25.25(b) and (c) corrections and Tax Code Section 31.11 payment errors. Do not include refunds for tax year 2023. This line applies only to tax years preceding the prior tax year. . . . . + \$ 23,969</p> <p><b>B. Prior year taxes in TIF.</b> Enter the amount of taxes paid into the tax increment fund for a reinvestment zone as agreed by the taxing unit. If the taxing unit has no current year captured appraised value in Line 18D, enter 0. . . . . - \$ 0</p> <p><b>C. Prior year transferred function.</b> If discontinuing all of a department, function or activity and transferring it to another taxing unit by written contract, enter the amount spent by the taxing unit discontinuing the function in the 12 months preceding the month of this calculation. If the taxing unit did not operate this function for this 12-month period, use the amount spent in the last full fiscal year in which the taxing unit operated the function. The taxing unit discontinuing the function will subtract this amount in D below. The taxing unit receiving the function will add this amount in D below. Other taxing units enter 0. . . . . +/- \$ 0</p> <p><b>D. Prior year M&amp;O levy adjustments.</b> Subtract B from A. For taxing unit with C, subtract if discontinuing function and add if receiving function. . . . . \$ 23,969</p> <p><b>E. Add Line 30 to 31D.</b></p>	\$ 14,857,271
32.	<b>Adjusted current year taxable value.</b> Enter the amount in Line 25 of the <i>No-New-Revenue Tax Rate Worksheet</i> .	\$ 6,492,634,882
33.	<b>Current year NNR M&amp;O rate (unadjusted).</b> Divide Line 31E by Line 32 and multiply by \$100.	\$ 0.22883 /\$100
34.	<p><b>Rate adjustment for state criminal justice mandate.</b><sup>23</sup></p> <p><b>A. Current year state criminal justice mandate.</b> Enter the amount spent by a county in the previous 12 months providing for the maintenance and operation cost of keeping inmates in county-paid facilities after they have been sentenced. Do not include any state reimbursement received by the county for the same purpose. \$ 0</p> <p><b>B. Prior year state criminal justice mandate.</b> Enter the amount spent by a county in the 12 months prior to the previous 12 months providing for the maintenance and operation cost of keeping inmates in county-paid facilities after they have been sentenced. Do not include any state reimbursement received by the county for the same purpose. Enter zero if this is the first time the mandate applies. . . . . - \$ 0</p> <p><b>C. Subtract B from A and divide by Line 32 and multiply by \$100. . . . . \$ 0.00000 /\$100</b></p> <p><b>D. Enter the rate calculated in C. If not applicable, enter 0.</b></p>	\$ 0.00000 /\$100
35.	<p><b>Rate adjustment for indigent health care expenditures.</b><sup>24</sup></p> <p><b>A. Current year indigent health care expenditures.</b> Enter the amount paid by a taxing unit providing for the maintenance and operation cost of providing indigent health care for the period beginning on July 1, of the prior tax year and ending on June 30, of the current tax year, less any state assistance received for the same purpose. . . . . \$ 103,297</p> <p><b>B. Prior year indigent health care expenditures.</b> Enter the amount paid by a taxing unit providing for the maintenance and operation cost of providing indigent health care for the period beginning on July 1, 2022 and ending on June 30, 2023, less any state assistance received for the same purpose. . . . . - \$ 87,458</p> <p><b>C. Subtract B from A and divide by Line 32 and multiply by \$100. . . . . \$ 0.00024 /\$100</b></p> <p><b>D. Enter the rate calculated in C. If not applicable, enter 0.</b></p>	\$ 0.00024 /\$100

<sup>22</sup> [Reserved for expansion]

<sup>23</sup> Tex. Tax Code §26.044

<sup>24</sup> Tex. Tax Code §26.0441

Line	Voter-Approval Tax Rate Worksheet	Amount/Rate
36.	<p><b>Rate adjustment for county indigent defense compensation.</b> <sup>25</sup></p> <p><b>A. Current year indigent defense compensation expenditures.</b> Enter the amount paid by a county to provide appointed counsel for indigent individuals and fund the operations of a public defender’s office under Article 26.044, Code of Criminal Procedure for the period beginning on July 1, of the prior tax year and ending on June 30, of the current tax year, less any state grants received by the county for the same purpose..... \$ <u>191,731</u></p> <p><b>B. Prior year indigent defense compensation expenditures.</b> Enter the amount paid by a county to provide appointed counsel for indigent individuals and fund the operations of a public defender’s office under Article 26.044, Code of Criminal Procedure for the period beginning on July 1, 2022 and ending on June 30, 2023, less any state grants received by the county for the same purpose..... \$ <u>124,639</u></p> <p><b>C.</b> Subtract B from A and divide by Line 32 and multiply by \$100..... \$ <u>0.00103</u> /\$100</p> <p><b>D.</b> Multiply B by 0.05 and divide by Line 32 and multiply by \$100..... \$ <u>0.00009</u> /\$100</p> <p><b>E.</b> Enter the lesser of C and D. If not applicable, enter 0.</p>	\$ <u>0.00009</u> /\$100
37.	<p><b>Rate adjustment for county hospital expenditures.</b> <sup>26</sup></p> <p><b>A. Current year eligible county hospital expenditures.</b> Enter the amount paid by the county or municipality to maintain and operate an eligible county hospital for the period beginning on July 1, of the prior tax year and ending on June 30, of the current tax year..... \$ <u>0</u></p> <p><b>B. Prior year eligible county hospital expenditures.</b> Enter the amount paid by the county or municipality to maintain and operate an eligible county hospital for the period beginning on July 1, 2022 and ending on June 30, 2023. .... \$ <u>0</u></p> <p><b>C.</b> Subtract B from A and divide by Line 32 and multiply by \$100..... \$ <u>0.00000</u> /\$100</p> <p><b>D.</b> Multiply B by 0.08 and divide by Line 32 and multiply by \$100..... \$ <u>0.00000</u> /\$100</p> <p><b>E.</b> Enter the lesser of C and D, if applicable. If not applicable, enter 0.</p>	\$ <u>0.00000</u> /\$100
38.	<p><b>Rate adjustment for defunding municipality.</b> This adjustment only applies to a municipality that is considered to be a defunding municipality for the current tax year under Chapter 109, Local Government Code. Chapter 109, Local Government Code only applies to municipalities with a population of more than 250,000 and includes a written determination by the Office of the Governor. See Tax Code Section 26.0444 for more information.</p> <p><b>A. Amount appropriated for public safety in the prior year.</b> Enter the amount of money appropriated for public safety in the budget adopted by the municipality for the preceding fiscal year..... \$ <u>0</u></p> <p><b>B. Expenditures for public safety in the prior year.</b> Enter the amount of money spent by the municipality for public safety during the preceding fiscal year ..... \$ <u>0</u></p> <p><b>C.</b> Subtract B from A and divide by Line 32 and multiply by \$100 ..... \$ <u>0.00000</u> /\$100</p> <p><b>D.</b> Enter the rate calculated in C. If not applicable, enter 0.</p>	\$ <u>0.00000</u> /\$100
39.	<p><b>Adjusted current year NNR M&amp;O rate.</b> Add Lines 33, 34D, 35D, 36E, and 37E. Subtract Line 38D.</p>	\$ <u>0.22916</u> /\$100
40.	<p><b>Adjustment for prior year sales tax specifically to reduce property taxes.</b> Cities, counties and hospital districts that collected and spent additional sales tax on M&amp;O expenses in the prior year should complete this line. These entities will deduct the sales tax gain rate for the current year in Section 3. Other taxing units, enter zero.</p> <p><b>A.</b> Enter the amount of additional sales tax collected and spent on M&amp;O expenses in the prior year, if any. Counties must exclude any amount that was spent for economic development grants from the amount of sales tax spent ..... \$ <u>0</u></p> <p><b>B.</b> Divide Line 40A by Line 32 and multiply by \$100 ..... \$ <u>0.00000</u> /\$100</p> <p><b>C.</b> Add Line 40B to Line 39.</p>	\$ <u>0.22916</u> /\$100
41.	<p><b>Current year voter-approval M&amp;O rate.</b> Enter the rate as calculated by the appropriate scenario below.</p> <p><b>Special Taxing Unit.</b> If the taxing unit qualifies as a special taxing unit, multiply Line 40C by 1.08.</p> <p>- or -</p> <p><b>Other Taxing Unit.</b> If the taxing unit does not qualify as a special taxing unit, multiply Line 40C by 1.035.</p>	\$ <u>0.23718</u> /\$100

<sup>25</sup> Tex. Tax Code §26.0442

<sup>26</sup> Tex. Tax Code §26.0443

Line	Voter-Approval Tax Rate Worksheet	Amount/Rate
D41.	<p><b>Disaster Line 41 (D41): Current year voter-approval M&amp;O rate for taxing unit affected by disaster declaration.</b> If the taxing unit is located in an area declared a disaster area and at least one person is granted an exemption under Tax Code Section 11.35 for property located in the taxing unit, the governing body may direct the person calculating the voter-approval tax rate to calculate in the manner provided for a special taxing unit. The taxing unit shall continue to calculate the voter-approval tax rate in this manner until the earlier of:</p> <p>1) the first year in which total taxable value on the certified appraisal roll exceeds the total taxable value of the tax year in which the disaster occurred; or</p> <p>2) the third tax year after the tax year in which the disaster occurred.</p> <p>If the taxing unit qualifies under this scenario, multiply Line 40C by 1.08.<sup>27</sup> If the taxing unit does not qualify, do not complete Disaster Line 41 (Line D41).</p>	\$ 0.00000 /\$100
42.	<p><b>Total current year debt to be paid with property taxes and additional sales tax revenue.</b> Debt means the interest and principal that will be paid on debts that:</p> <p>(1) are paid by property taxes;</p> <p>(2) are secured by property taxes;</p> <p>(3) are scheduled for payment over a period longer than one year; and</p> <p>(4) are not classified in the taxing unit’s budget as M&amp;O expenses.</p> <p><b>A. Debt</b> also includes contractual payments to other taxing units that have incurred debts on behalf of this taxing unit, if those debts meet the four conditions above. Include only amounts that will be paid from property tax revenue. Do not include appraisal district budget payments. If the governing body of a taxing unit authorized or agreed to authorize a bond, warrant, certificate of obligation, or other evidence of indebtedness on or after Sept. 1, 2021, verify if it meets the amended definition of debt before including it here.<sup>28</sup></p> <p>Enter debt amount ..... \$ 1,534,875</p> <p><b>B. Subtract unencumbered fund amount</b> used to reduce total debt. .... – \$ 316,020</p> <p><b>C. Subtract certified amount spent from sales tax to reduce debt</b> (enter zero if none) ..... – \$ 0</p> <p><b>D. Subtract amount paid</b> from other resources ..... – \$ 0</p> <p><b>E. Adjusted debt.</b> Subtract B, C and D from A. .... \$ 1,218,855</p>	\$ 1,218,855
43.	<b>Certified prior year excess debt collections.</b> Enter the amount certified by the collector. <sup>29</sup>	\$ 0
44.	<b>Adjusted current year debt.</b> Subtract Line 43 from Line 42E.	\$ 1,218,855
45.	<p><b>Current year anticipated collection rate.</b></p> <p><b>A.</b> Enter the current year anticipated collection rate certified by the collector.<sup>30</sup> ..... 99.00 %</p> <p><b>B.</b> Enter the prior year actual collection rate..... 98.42 %</p> <p><b>C.</b> Enter the 2022 actual collection rate. .... 98.98 %</p> <p><b>D.</b> Enter the 2021 actual collection rate. .... 98.91 %</p> <p><b>E.</b> If the anticipated collection rate in A is lower than actual collection rates in B, C and D, enter the lowest collection rate from B, C and D. If the anticipated rate in A is higher than at least one of the rates in the prior three years, enter the rate from A. Note that the rate can be greater than 100%.<sup>31</sup></p>	99.00 %
46.	<b>Current year debt adjusted for collections.</b> Divide Line 44 by Line 45E.	\$ 1,231,166
47.	<b>Current year total taxable value.</b> Enter the amount on Line 21 of the <i>No-New-Revenue Tax Rate Worksheet</i> .	\$ 6,861,347,266
48.	<b>Current year debt rate.</b> Divide Line 46 by Line 47 and multiply by \$100.	\$ 0.01794 /\$100
49.	<b>Current year voter-approval M&amp;O rate plus current year debt rate.</b> Add Lines 41 and 48.	\$ 0.25512 /\$100
D49.	<p><b>Disaster Line 49 (D49): Current year voter-approval tax rate for taxing unit affected by disaster declaration.</b> Complete this line if the taxing unit calculated the voter-approval tax rate in the manner provided for a special taxing unit on Line D41. Add Line D41 and 48.</p>	\$ 0.00000 /\$100

<sup>27</sup> Tex. Tax Code §26.042(a)

<sup>28</sup> Tex. Tax Code §26.012(7)

<sup>29</sup> Tex. Tax Code §26.012(10) and 26.04(b)

<sup>30</sup> Tex. Tax Code §26.04(b)

<sup>31</sup> Tex. Tax Code §26.04(h), (h-1) and (h-2)

Line	Voter-Approval Tax Rate Worksheet	Amount/Rate
50.	<b>COUNTIES ONLY.</b> Add together the voter-approval tax rates for each type of tax the county levies. The total is the current year county voter-approval tax rate.	\$ 0.25512 /\$100

**SECTION 3: NNR Tax Rate and Voter-Approval Tax Rate Adjustments for Additional Sales Tax to Reduce Property Taxes**

Cities, counties and hospital districts may levy a sales tax specifically to reduce property taxes. Local voters by election must approve imposing or abolishing the additional sales tax. If approved, the taxing unit must reduce its NNR and voter-approval tax rates to offset the expected sales tax revenue.

This section should only be completed by a county, city or hospital district that is required to adjust its NNR tax rate and/or voter-approval tax rate because it adopted the additional sales tax.

Line	Additional Sales and Use Tax Worksheet	Amount/Rate
51.	<b>Taxable Sales.</b> For taxing units that adopted the sales tax in November of the prior tax year or May of the current tax year, enter the Comptroller’s estimate of taxable sales for the previous four quarters. <sup>32</sup> Estimates of taxable sales may be obtained through the Comptroller’s Allocation Historical Summary webpage. Taxing units that adopted the sales tax before November of the prior year, enter 0.	\$ 0
52.	<b>Estimated sales tax revenue.</b> Counties exclude any amount that is or will be spent for economic development grants from the amount of estimated sales tax revenue. <sup>33</sup> <b>Taxing units that adopted the sales tax in November of the prior tax year or in May of the current tax year.</b> Multiply the amount on Line 51 by the sales tax rate (.01, .005 or .0025, as applicable) and multiply the result by .95. <sup>34</sup> - or - <b>Taxing units that adopted the sales tax before November of the prior year.</b> Enter the sales tax revenue for the previous four quarters. Do not multiply by .95.	\$ 0
53.	<b>Current year total taxable value.</b> Enter the amount from Line 21 of the <i>No-New-Revenue Tax Rate Worksheet</i> .	\$ 6,861,347,266
54.	<b>Sales tax adjustment rate.</b> Divide Line 52 by Line 53 and multiply by \$100.	\$ 0.00000 /\$100
55.	<b>Current year NNR tax rate, unadjusted for sales tax.</b> <sup>35</sup> Enter the rate from Line 26 or 27, as applicable, on the <i>No-New-Revenue Tax Rate Worksheet</i> .	\$ 0.24445 /\$100
56.	<b>Current year NNR tax rate, adjusted for sales tax.</b> <b>Taxing units that adopted the sales tax in November the prior tax year or in May of the current tax year.</b> Subtract Line 54 from Line 55. Skip to Line 57 if you adopted the additional sales tax before November of the prior tax year.	\$ 0.24445 /\$100
57.	<b>Current year voter-approval tax rate, unadjusted for sales tax.</b> <sup>36</sup> Enter the rate from Line 49, Line D49 (disaster) or Line 50 (counties) as applicable, of the <i>Voter-Approval Tax Rate Worksheet</i> .	\$ 0.25512 /\$100
58.	<b>Current year voter-approval tax rate, adjusted for sales tax.</b> Subtract Line 54 from Line 57.	\$ 0.25512 /\$100

**SECTION 4: Voter-Approval Tax Rate Adjustment for Pollution Control**

A taxing unit may raise its rate for M&O funds used to pay for a facility, device or method for the control of air, water or land pollution. This includes any land, structure, building, installation, excavation, machinery, equipment or device that is used, constructed, acquired or installed wholly or partly to meet or exceed pollution control requirements. The taxing unit’s expenses are those necessary to meet the requirements of a permit issued by the Texas Commission on Environmental Quality (TCEQ). The taxing unit must provide the tax assessor with a copy of the TCEQ letter of determination that states the portion of the cost of the installation for pollution control.

This section should only be completed by a taxing unit that uses M&O funds to pay for a facility, device or method for the control of air, water or land pollution.

Line	Voter-Approval Rate Adjustment for Pollution Control Requirements Worksheet	Amount/Rate
59.	<b>Certified expenses from the Texas Commission on Environmental Quality (TCEQ).</b> Enter the amount certified in the determination letter from TCEQ. <sup>37</sup> The taxing unit shall provide its tax assessor-collector with a copy of the letter. <sup>38</sup>	\$ 0
60.	<b>Current year total taxable value.</b> Enter the amount from Line 21 of the <i>No-New-Revenue Tax Rate Worksheet</i> .	\$ 6,861,347,266
61.	<b>Additional rate for pollution control.</b> Divide Line 59 by Line 60 and multiply by \$100.	\$ 0.00000 /\$100

<sup>32</sup> Tex. Tax Code §26.041(d)  
<sup>33</sup> Tex. Tax Code §26.041(i)  
<sup>34</sup> Tex. Tax Code §26.041(d)  
<sup>35</sup> Tex. Tax Code §26.04(c)  
<sup>36</sup> Tex. Tax Code §26.04(c)  
<sup>37</sup> Tex. Tax Code §26.045(d)  
<sup>38</sup> Tex. Tax Code §26.045(i)

Line	Voter-Approval Rate Adjustment for Pollution Control Requirements Worksheet	Amount/Rate
62.	<b>Current year voter-approval tax rate, adjusted for pollution control.</b> Add Line 61 to one of the following lines (as applicable): Line 49, Line D49 (disaster), Line 50 (counties) or Line 58 (taxing units with the additional sales tax).	\$ 0.25512 /\$100

**SECTION 5: Voter-Approval Tax Rate Adjustment for Unused Increment Rate**

The unused increment rate is the rate equal to the sum of the prior 3 years Foregone Revenue Amounts divided by the current taxable value. <sup>39</sup> The Foregone Revenue Amount for each year is equal to that year's adopted tax rate subtracted from that year's voter-approval tax rate adjusted to remove the unused increment rate multiplied by that year's current total value. <sup>40</sup>

The difference between the adopted tax rate and adjusted voter-approval tax rate is considered zero in the following scenarios:

- a tax year in which a taxing unit affected by a disaster declaration calculates the tax rate under Tax Code Section 26.042; <sup>41</sup>
- a tax year in which the municipality is a defunding municipality, as defined by Tax Code Section 26.0501(a); <sup>42</sup> or
- after Jan. 1, 2022, a tax year in which the comptroller determines that the county implemented a budget reduction or reallocation described by Local Government Code Section 120.002(a) without the required voter approval. <sup>43</sup>

This section should only be completed by a taxing unit that does not meet the definition of a special taxing unit. <sup>44</sup>

Line	Unused Increment Rate Worksheet	Amount/Rate
63.	<b>Year 3 Foregone Revenue Amount. Subtract the 2023 unused increment rate and 2023 actual tax rate from the 2023 voter-approval tax rate. Multiply the result by the 2023 current total value</b> A. Voter-approval tax rate (Line 67) ..... B. Unused increment rate (Line 66) ..... C. Subtract B from A ..... D. Adopted Tax Rate ..... E. Subtract D from C ..... F. 2023 Total Taxable Value (Line 60) ..... G. Multiply E by F and divide the results by \$100. If the number is less than zero, enter zero.....	\$ 0.26878 /\$100 \$ 0.01982 /\$100 \$ 0.24896 /\$100 \$ 0.26621 /\$100 \$ -0.01725 /\$100 \$ 6,084,103,086 \$ 0
64.	<b>Year 2 Foregone Revenue Amount. Subtract the 2022 unused increment rate and 2022 actual tax rate from the 2022 voter-approval tax rate. Multiply the result by the 2022 current total value</b> A. Voter-approval tax rate (Line 67) ..... B. Unused increment rate (Line 66) ..... C. Subtract B from A ..... D. Adopted Tax Rate ..... E. Subtract D from C ..... F. 2022 Total Taxable Value (Line 60) ..... G. Multiply E by F and divide the results by \$100. If the number is less than zero, enter zero.....	\$ 0.26621 /\$100 \$ 0.00000 /\$100 \$ 0.26621 /\$100 \$ 0.26621 /\$100 \$ 0.00000 /\$100 \$ 5,308,877,749 \$ 0
65.	<b>Year 1 Foregone Revenue Amount. Subtract the 2021 unused increment rate and 2021 actual tax rate from the 2021 voter-approval tax rate. Multiply the result by the 2021 current total value</b> A. Voter-approval tax rate (Line 67) ..... B. Unused increment rate (Line 66) ..... C. Subtract B from A ..... D. Adopted Tax Rate ..... E. Subtract D from C ..... F. 2021 Total Taxable Value (Line 60) ..... G. Multiply E by F and divide the results by \$100. If the number is less than zero, enter zero.....	\$ 0.30127 /\$100 \$ 0.00553 /\$100 \$ 0.29574 /\$100 \$ 0.29574 /\$100 \$ 0.00000 /\$100 \$ 4,465,621,368 \$ 0
66.	<b>Total Foregone Revenue Amount.</b> Add Lines 63G, 64G and 65G	\$ 0 /\$100
67.	<b>2024 Unused Increment Rate.</b> Divide Line 66 by Line 21 of the <i>No-New-Revenue Rate Worksheet</i> . Multiply the result by 100	\$ 0.00000 /\$100
68.	<b>Total 2024 voter-approval tax rate, including the unused increment rate.</b> Add Line 67 to one of the following lines (as applicable): Line 49, Line 50 (counties), Line 58 (taxing units with additional sales tax) or Line 62 (taxing units with pollution)	\$ 0.25512 /\$100

<sup>39</sup> Tex. Tax Code §26.013(b)  
<sup>40</sup> Tex. Tax Code §26.013(a)(1-a), (1-b), and (2)  
<sup>41</sup> Tex. Tax Code §§26.04(c)(2)(A) and 26.042(a)  
<sup>42</sup> Tex. Tax Code §26.0501(a) and (c)  
<sup>43</sup> Tex. Local Gov't Code §120.007(d)  
<sup>44</sup> Tex. Local Gov't Code §120.007(d)

**SECTION 6: De Minimis Rate**

The de minimis rate is the rate equal to the sum of the no-new-revenue maintenance and operations rate, the rate that will raise \$500,000, and the current debt rate for a taxing unit.<sup>44</sup> This section should only be completed by a taxing unit that is a municipality of less than 30,000 or a taxing unit that does not meet the definition of a special taxing unit.<sup>45</sup>

Line	De Minimis Rate Worksheet	Amount/Rate
69.	<b>Adjusted current year NNR M&amp;O tax rate.</b> Enter the rate from Line 39 of the <i>Voter-Approval Tax Rate Worksheet</i> .	\$ 0.22916 /\$100
70.	<b>Current year total taxable value.</b> Enter the amount on Line 21 of the <i>No-New-Revenue Tax Rate Worksheet</i> .	\$ 6,861,347,266
71.	<b>Rate necessary to impose \$500,000 in taxes.</b> Divide \$500,000 by Line 70 and multiply by \$100.	\$ 0.00728 /\$100
72.	<b>Current year debt rate.</b> Enter the rate from Line 48 of the <i>Voter-Approval Tax Rate Worksheet</i> .	\$ 0.01794 /\$100
73.	<b>De minimis rate.</b> Add Lines 69, 71 and 72.	\$ 0.25438 /\$100

**SECTION 7: Voter-Approval Tax Rate Adjustment for Emergency Revenue Rate**

In the tax year after the end of the disaster calculation time period detailed in Tax Code Section 26.042(a), a taxing unit that calculated its voter-approval tax rate in the manner provided for a special taxing unit due to a disaster must calculate its emergency revenue rate and reduce its voter-approval tax rate for that year.<sup>48</sup>

Similarly, if a taxing unit adopted a tax rate that exceeded its voter-approval tax rate, calculated normally, without holding an election to respond to a disaster, as allowed by Tax Code Section 26.042(d), in the prior year, it must also reduce its voter-approval tax rate for the current tax year.<sup>49</sup>

This section will apply to a taxing unit other than a special taxing unit that:

- directed the designated officer or employee to calculate the voter-approval tax rate of the taxing unit in the manner provided for a special taxing unit in the prior year; and
- the current year is the first tax year in which the total taxable value of property taxable by the taxing unit as shown on the appraisal roll for the taxing unit submitted by the assessor for the taxing unit to the governing body exceeds the total taxable value of property taxable by the taxing unit on January 1 of the tax year in which the disaster occurred or the disaster occurred four years ago. This section will apply to a taxing unit in a disaster area that adopted a tax rate greater than its voter-approval tax rate without holding an election in the prior year.

Note: This section does not apply if a taxing unit is continuing to calculate its voter-approval tax rate in the manner provided for a special taxing unit because it is still within the disaster calculation time period detailed in Tax Code Section 26.042(a) because it has not met the conditions in Tax Code Section 26.042(a)(1) or (2).

Line	Emergency Revenue Rate Worksheet	Amount/Rate
74.	<b>2023 adopted tax rate.</b> Enter the rate in Line 4 of the <i>No-New-Revenue Tax Rate Worksheet</i> .	\$ 0.26621 /\$100
75.	<b>Adjusted 2023 voter-approval tax rate.</b> Use the taxing unit's Tax Rate Calculation Worksheets from the prior year(s) to complete this line.  If a disaster occurred in 2023 and the taxing unit calculated its 2023 voter-approval tax rate using a multiplier of 1.08 on Disaster Line 41 (D41) of the 2023 worksheet due to a disaster, complete the applicable sections or lines of <i>Form 50-856-a, Adjusted Voter-Approval Tax Rate for Taxing Units in Disaster Area Calculation Worksheet</i> . - or - If a disaster occurred prior to 2023 for which the taxing unit continued to calculate its voter-approval tax rate using a multiplier of 1.08 on Disaster Line 41 (D41) in 2023, complete form 50-856-a, <i>Adjusted Voter-Approval Tax Rate for Taxing Units in Disaster Area Calculation Worksheet</i> to recalculate the voter-approval tax rate the taxing unit would have calculated in 2023 if it had generated revenue based on an adopted tax rate using a multiplier of 1.035 in the years following the disaster. <sup>50</sup> Enter the final adjusted 2023 voter-approval tax rate from the worksheet. - or - If the taxing unit adopted a tax rate above the 2023 voter-approval tax rate without calculating a disaster tax rate or holding an election due to a disaster, no recalculation is necessary. Enter the voter-approval tax rate from the prior year's worksheet.	\$ 0.00000 /\$100
76.	<b>Increase in 2023 tax rate due to disaster.</b> Subtract Line 75 from Line 74.	\$ 0.00000 /\$100
77.	<b>Adjusted 2023 taxable value.</b> Enter the amount in Line 14 of the <i>No-New-Revenue Tax Rate Worksheet</i> .	\$ 5,952,263,708
78.	<b>Emergency revenue.</b> Multiply Line 76 by Line 77 and divide by \$100.	\$ 0
79.	<b>Adjusted 2023 taxable value.</b> Enter the amount in Line 25 of the <i>No-New-Revenue Tax Rate Worksheet</i> .	\$ 6,492,634,882
80.	<b>Emergency revenue rate.</b> Divide Line 78 by Line 79 and multiply by \$100. <sup>51</sup>	\$ 0.00000 /\$100

<sup>44</sup> Tex. Tax Code §26.04(c)(2)(B)  
<sup>45</sup> Tex. Tax Code §26.012(8-a)  
<sup>47</sup> Tex. Tax Code §26.063(a)(1)  
<sup>48</sup> Tex. Tax Code §26.042(b)  
<sup>49</sup> Tex. Tax Code §26.042(f)  
<sup>50</sup> Tex. Tax Code §26.042(c)  
<sup>51</sup> Tex. Tax Code §26.042(b)

Line	Emergency Revenue Rate Worksheet	Amount/Rate
81.	<b>Current year voter-approval tax rate, adjusted for emergency revenue.</b> Subtract Line 80 from one of the following lines (as applicable): Line 49, Line D49 (disaster), Line 50 (counties), Line 58 (taxing units with the additional sales tax), Line 62 (taxing units with pollution control) or Line 68 (taxing units with the unused increment rate).	\$ <u>0.25512</u> /\$100

**SECTION 8: Total Tax Rate**


Indicate the applicable total tax rates as calculated above.

- No-new-revenue tax rate.** ..... \$ 0.24445 /\$100  
As applicable, enter the current year NNR tax rate from: Line 26, Line 27 (counties), or Line 56 (adjusted for sales tax).  
Indicate the line number used: 27
- Voter-approval tax rate.** ..... \$ 0.25512 /\$100  
As applicable, enter the current year voter-approval tax rate from: Line 49, Line D49 (disaster), Line 50 (counties), Line 58 (adjusted for sales tax),  
Line 62 (adjusted for pollution control), Line 68 (adjusted for unused increment), or Line 81 (adjusted for emergency revenue).  
Indicate the line number used: 49
- De minimis rate.** ..... \$ 0.25438 /\$100  
If applicable, enter the current year de minimis rate from Line 73.

**SECTION 9: Taxing Unit Representative Name and Signature**

Enter the name of the person preparing the tax rate as authorized by the governing body of the taxing unit. By signing below, you certify that you are the designated officer or employee of the taxing unit and have accurately calculated the tax rates using values that are the same as the values shown in the taxing unit's certified appraisal roll or certified estimate of taxable value, in accordance with requirements in the Tax Code.<sup>52</sup>

**print here** ▶ Kris Fogelberg  
Printed Name of Taxing Unit Representative

**sign here** ▶   
Taxing Unit Representative

Date 8-7-24

<sup>52</sup> Tex. Tax Code §§26.04(c-2) and (d-2)